

Deutsche  
Qualität  
Garantiert



132

HALF  
CELLS

210  
mm

CELL  
SIZE



LID  
RESISTANT



PID  
RESISTANT



SALT CORROSION  
RESISTANT




SAND  
RESISTANT



NH<sub>3</sub>  
S  
AMMONIA  
RESISTANT



HIGHLY STABLE  
AND TOUGH



# AURORA

HIGH ENERGY YIELD  
RELIABILITY  
DURABILITY

30

years  
Performance  
Guarantee

15

years  
Product  
Warranty

MONO-CRYSTALLINE PV MODULES  
HALF-CUT CELLS • BIFACIAL • SINGLE-GLASS


## 640W-660W

### AE ME-132BS Series



IEC 61215  
IEC 61730  
Regular Production Surveillance  
Type Tested and Monitored

IEC 62716 (Ammonia corrosion)  
IEC 61701 (Salt mist corrosion)  
IEC 60068 (Sand and dust)  
IEC 62804 (PID resistance)



www.ae-solar.com

### Mechanical and design specification

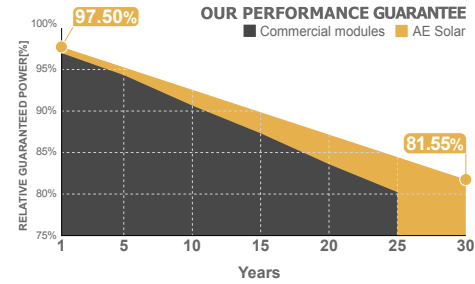
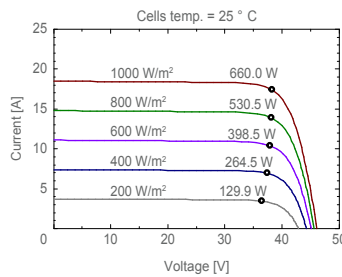
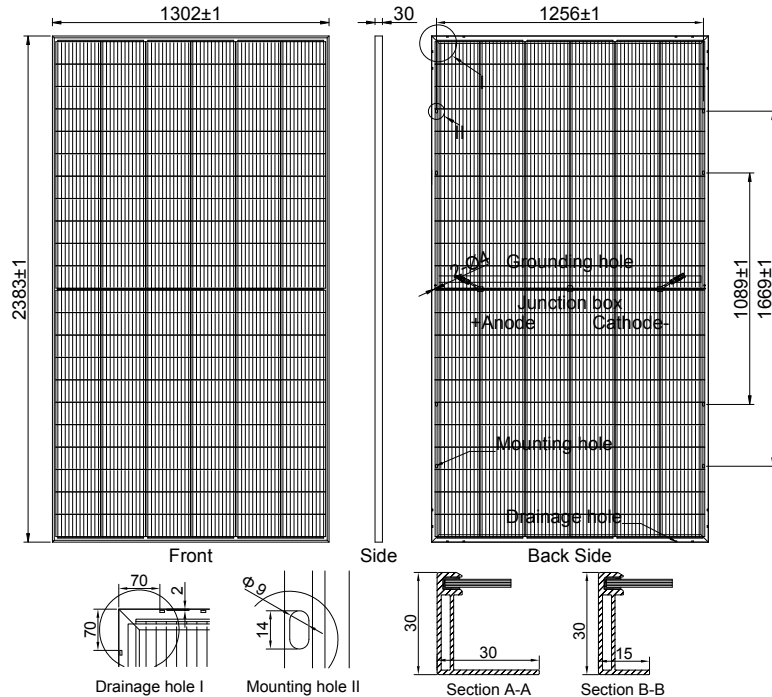
Cell type	Gallium-doped Mono c-Si PERC, Half-cut cells, 210 mm
No. of cells	132
Glass	3.2 mm, high transmission, AR coated, tempered
Bifaciality	70±5%
Encapsulation	EVA
Back cover	Transparent Backsheet
Junction box	IP 68 rated
Frame	30 mm anodized Aluminium alloy
Cable	1 x 4 mm <sup>2</sup> , 350 mm length or customized
Connectors	MC 4 / MC 4 compatible
Dimension	2383 mm x 1302 mm x 30 mm
Weight	31.5 kg
Hail resistance	Max. Ø 25 mm at 23 m/s
Wind load	2400 Pa/ 244 kg/ m <sup>2</sup>
Mechanical load	5400 Pa/ 550 kg/ m <sup>2</sup>

### Packaging information

Packaging configuration	36 pcs / pallet
Loading capacity	612 pcs / 40 HQ
Size / Pallet	1350 mm x 1140 mm x 2500 mm (Upright)
Weight	1167 kg / pallet

### Temperature ratings

Operating temperature	(°C)	-40 to +85
Temp.coefficient of P <sub>max</sub>	(%/°C)	-0.34
Temp.coefficient of V <sub>oc</sub>	(%/°C)	-0.25
Temp.coefficient of I <sub>sc</sub>	(%/°C)	0.04
Nom. operating temp. NOCT	(°C)	43 ± 2



### Electrical specifications (STC\*): AE640ME-132BS AE645ME-132BS AE650ME-132BS AE655ME-132BS AE660ME-132BS

Parameter	Symbol	AE640ME-132BS	AE645ME-132BS	AE650ME-132BS	AE655ME-132BS	AE660ME-132BS
Nominal Max. Power	P <sub>max</sub> (Wp)	640	645	650	655	660
Maximum operating voltage	V <sub>MPP</sub> (V)	37.00	37.20	37.40	37.60	37.80
Maximum operating current	I <sub>MPP</sub> (A)	17.30	17.34	17.38	17.42	17.46
Open-circuit voltage	V <sub>oc</sub> (V)	45.10	45.30	45.50	45.70	45.90
Short-circuit current	I <sub>sc</sub> (A)	17.74	18.25	18.32	18.38	18.43
Module efficiency	η (%)	20.63	20.79	20.95	21.11	21.27
Power tolerance	(W)			0~+5		
Maximum system Voltage	(V)			1500		
Maximum series fuse rating	(A)			30		

\*STC: Standard test conditions (Irradiance 1000 W/m<sup>2</sup>, Cell temperature 25°C and air mass of AM1.5)

### Electrical specifications (NMOT\*): AE640ME-132BS AE645ME-132BS AE650ME-132BS AE655ME-132BS AE660ME-132BS

Parameter	Symbol	AE640ME-132BS	AE645ME-132BS	AE650ME-132BS	AE655ME-132BS	AE660ME-132BS
Nominal Max. Power	P <sub>max</sub> (Wp)	480	484	488	492	496
Maximum operating voltage	V <sub>MPP</sub> (V)	34.70	34.90	35.10	35.30	35.50
Maximum operating current	I <sub>MPP</sub> (A)	13.84	13.87	13.90	13.94	13.97
Open-circuit voltage	V <sub>oc</sub> (V)	42.00	42.20	42.40	42.60	42.80
Short-circuit current	I <sub>sc</sub> (A)	14.19	14.60	14.66	14.70	14.74

\*NMOT: Normal Module Operating Temperature (Irradiance 800 W/m<sup>2</sup>, Ambient temperature 20°C, air mass of AM1.5 and wind speed of 1 m/s)

The specifications and characteristics contained in this datasheet may deviate slightly from our actual products due to the product developments and uncertainty of measurement devices. The specifications included in the datasheet are subject to change without prior notice.