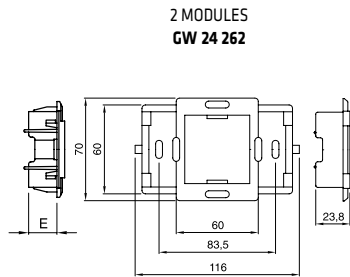
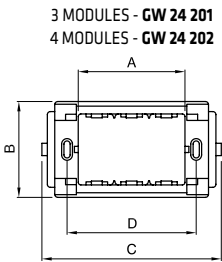
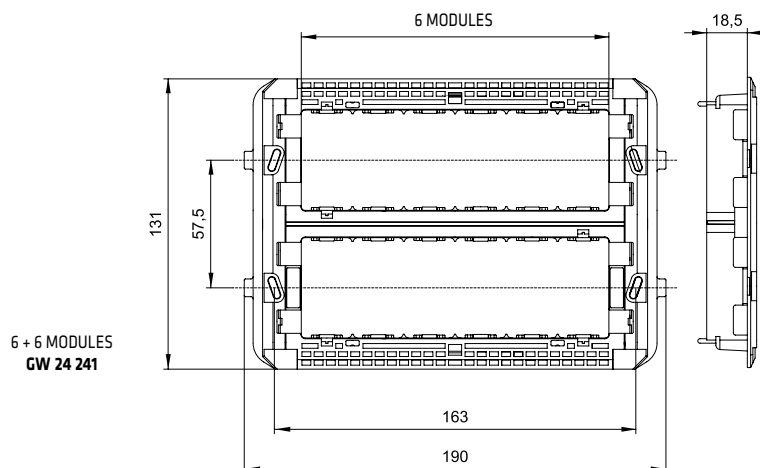
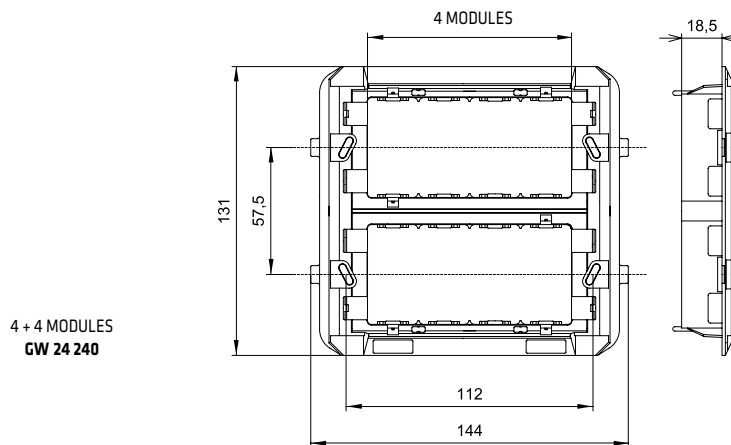
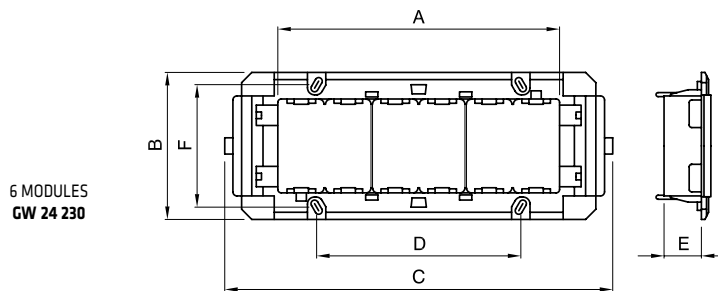


Dimension tables

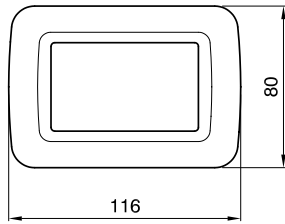
SUPPORTS FOR TOP SYSTEM - VIRNA



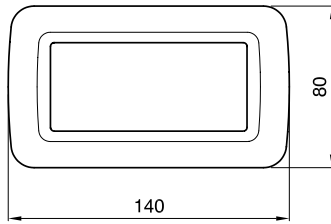
Code	GW 24 201	GW 24 202	GW 24 230
A	3 MODULES	4 MODULES	6 MODULES
B	62	62	70
C	116	140	190
D	83.5	108.5	100
E	18.5	18.5	18.5
F	-	-	60



TOP SYSTEM PLATES



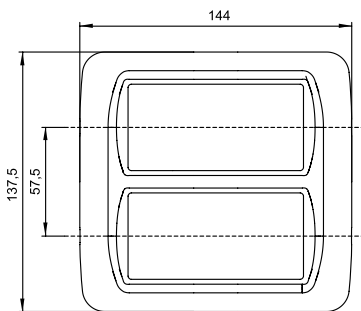
1 MODULE - 2 MODULES - 3 MODULES



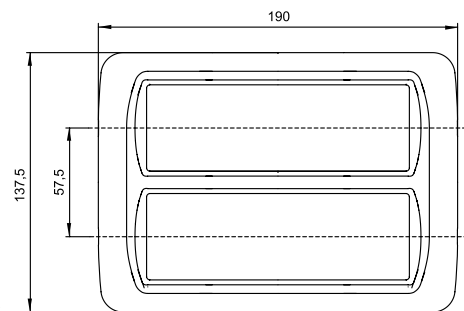
4 MODULES



6 MODULES

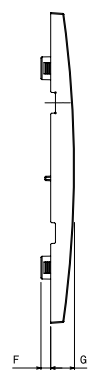
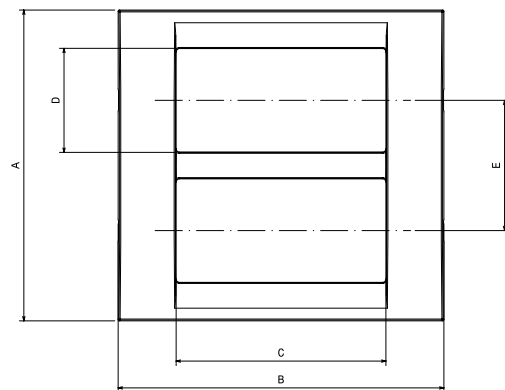
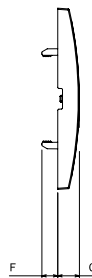
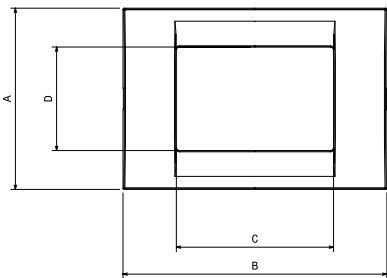


4 + 4 MODULES



6 + 6 MODULES

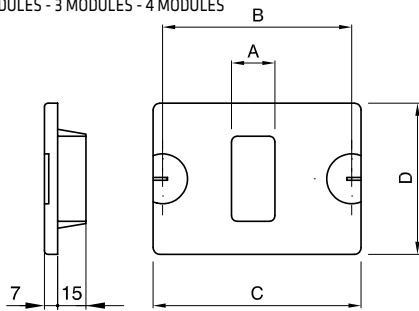
VIRNA PLATES



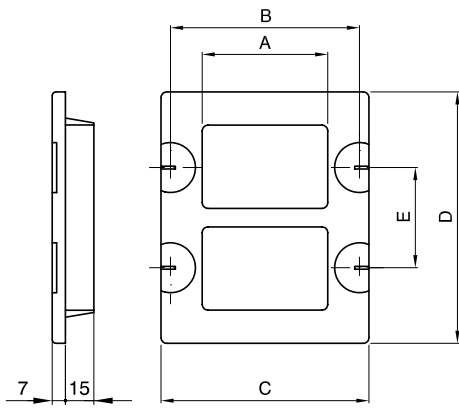
	A	B	C	D	E	F	G
1 MODULE	80	116.5	23	45.7	-	7	9.5
2 MODULES	80	116.5	46.4	45.7	-	-	9.5
3 MODULES	80	116.5	69.4	45.7	-	7	9.5
4 MODULES	80	139.6	92.6	45.7	-	7	9.5
6 MODULES	80	190	138.8	45.7	-	4.3	9.5
(4+4) 8 MODULES	137.2	143.8	92.6	45.7	57.5	4.3	10.5
(6+6) 12 MODULES	137.2	190	138.8	45.7	57.5	4.3	10.5

COMPACT PLATES

1 MODULE - 2 MODULES - 3 MODULES - 4 MODULES



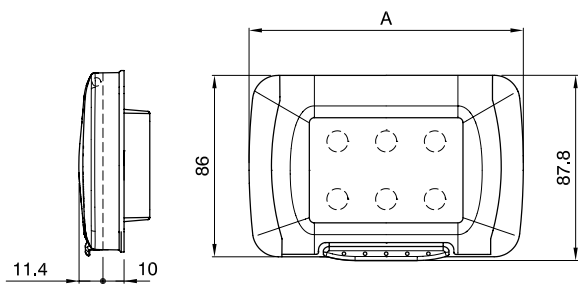
3 + 3 MODULES



Compact					
Code	GW 24 001	GW 24 002	GW 24 003	GW 24 004	GW 24 005
A	1 MODULE	2 MODULES	3 MODULES	4 MODULES	3 + 3 MODULES
B	83.5	83.5	83.5	108.5	83.5
C	110	110	110	134	110
D	80	80	80	80	133
E	-	-	-	-	51

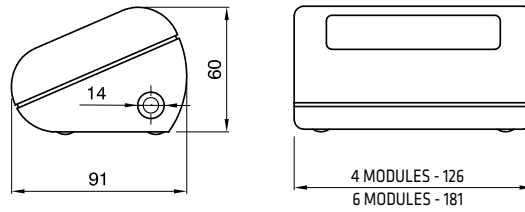
WATERTIGHT PLATES

3 MODULES - 4 MODULES



Code		A
GW 22 451	3 MODULES	130
GW 22 452		
GW 22 453		
GW 22 461	4 MODULES	153
GW 22 462		
GW 22 463		

FREE-STANDING PANELS

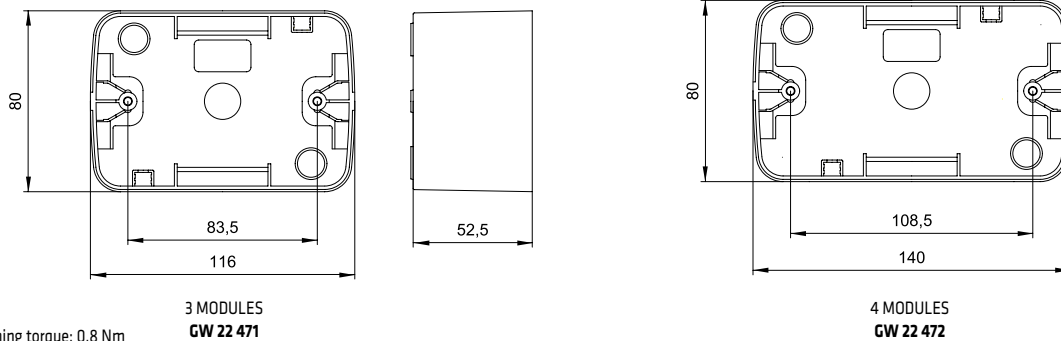


GW 24 018 - GW 24 019
4 modules

GW 24 020 - GW 24 021
6 modules

Screw tightening torque: 0.8 Nm

WALL-MOUNTING BOXES FOR TOP SYSTEM PLATES

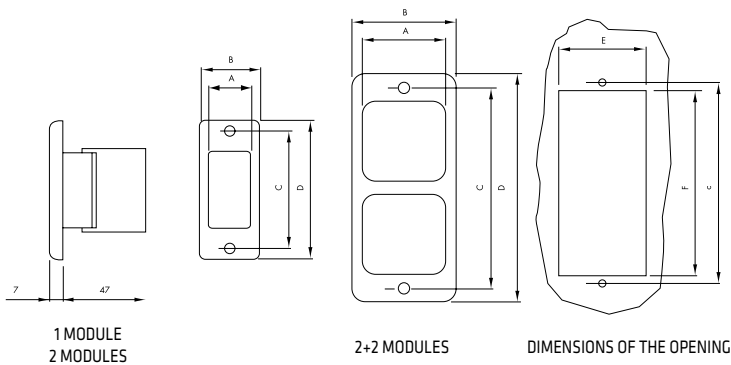


Screw tightening torque: 0.8 Nm

3 MODULES
GW 22 471

4 MODULES
GW 22 472

PLATES FOR PROFILES



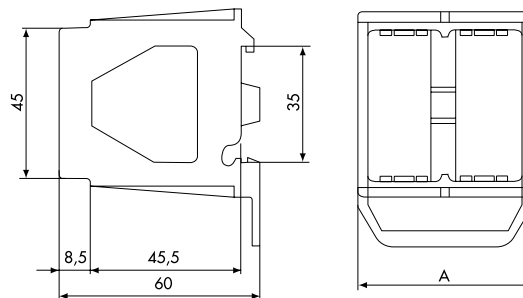
1 MODULE
2 MODULES

2+2 MODULES

DIMENSIONS OF THE OPENING

	GW 24 009 GW 24 008	GW 24 010 GW 24 011	GW 24 022 GW 24 023
A	1 MODULE	2 MODULES	2+2 MODULES
B	34	57	57
C	66.5	66.5	117
D	80	80	130
E	27.5	50.5	50.5
F	54	54	106

DIN RAIL SUPPORT



	GW 26 410	GW 26 409
A	52.5	26.5

	FLUSH-MOUNTING BOXES	SUPPORTS	DEVICES
3M	 GW 24 403 GW 24 403 PM	 GW 24 201 GW 24 262 GW 24 201	
4M	 GW 24 404 GW 24 404 PM	 GW 24 202	
6M	 GW 24 406 GW 24 406 PM	 GW 24 230	
4+4M	 GW 24 237 GW 24 237 PM	 GW 24 240	
6+6M	 GW 24 238	 GW 24 241	
2M	 GW 24 231	 GW 24 262	

For technical information contact the Technical Assistance Service or visit gewiss.com

PLATES

TOP SYSTEM



GW 22 xx1

VIRNA



GW 22 xx1

TOP SYSTEM



GW 22 xx2

VIRNA



GW 22 xx2

TOP SYSTEM



GW 22 xx3

VIRNA



GW 22 xx3

IP55 Watertight self-supporting plates



GW 22 451 - GW 22 452 - GW 22 453

TOP SYSTEM



GW 22 xx4

VIRNA



GW 22 xx4

IP55 Watertight self-supporting plates



GW 22 461 - GW 22 462 - GW 22 463

TOP SYSTEM



GW 22 xx6

VIRNA



GW 22 xx6

TOP SYSTEM



GW 22 xx7

VIRNA




GW 22 xx7

TOP SYSTEM



GW 22 xx8

VIRNA



GW 22 xx8

TOP SYSTEM


































GW 22 xx2

VIRNA



GW 22 xx2

	WALL-MOUNTING AND FREE-STANDING BOXES	SUPPORTS	DEVICES
3M	 GW 22 471	 GW 24 201  GW 24 262  GW 24 201	  
4M	 GW 22 472	 GW 24 202	
3M	 GW 32 431 - GW 32 432	 GW 24 201  GW 24 262  GW 24 201	  
3M	 GW 24 006	 GW 24 201  GW 24 262  GW 24 201	  
3+3M VERT.	 GW 24 007		 
4M	 GW 24 018		
3+3M HORIZ.	 GW 24 020		

PLATES

TOP SYSTEM



GW 22 xx1

TOP SYSTEM



GW 22 xx2

TOP SYSTEM



GW 22 xx3

TOP SYSTEM



GW 22 xx4

VIRNA



GW 22 xx1

VIRNA



GW 22 xx2

VIRNA



GW 22 xx3

COMPACT



GW 24 001

COMPACT



GW 24 002

COMPACT



GW 24 003

COMPACT



GW 24 005