


Deutsche  
Qualität  
Garantiert



# HUNDER

POWERFUL, EFFICIENT, STEADY

30  
years  
Performance  
Guarantee

15  
years  
Product  
Warranty

Product  
Performance  
Assure

Product  
Warranty  
Assure


MONO-CRYSTALLINE PV MODULES  
SHINGLED TECHNOLOGY • MONO-FACIAL

# 410W-430W

## AE BME-44F Series



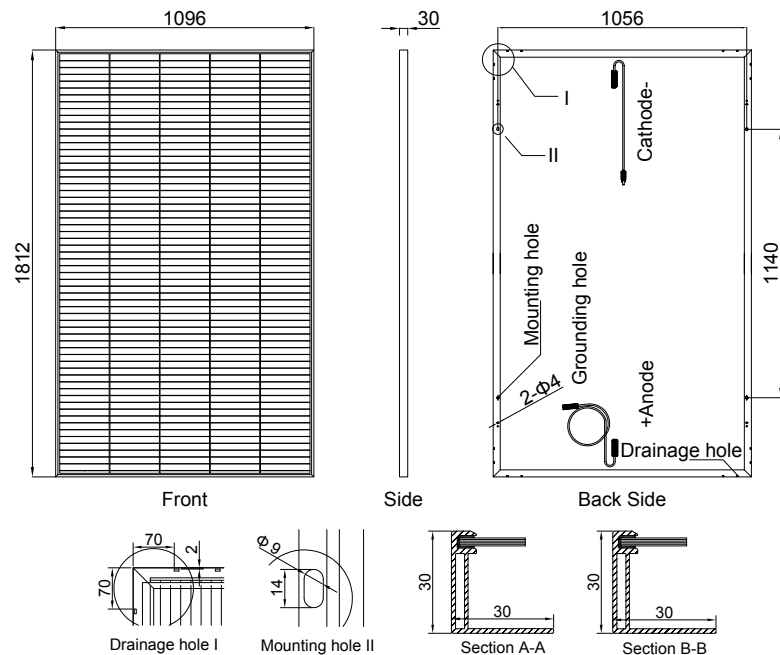
IEC 61215  
IEC 61730  
Regular Production Surveillance  
Type Tested and Monitored



[www.ae-solar.com](http://www.ae-solar.com)

### Mechanical and design specification

Cell type	Mono c-Si PERC, Shingled cells, 210 mm
No. of cells	305 (61x5)
Glass	3,2 mm, high transmission, AR coated, tempered
Encapsulation	EVA
Back cover	White Backsheet
Junction box	IP 68 Rated, 2 bypass diodes
Frame	30 mm anodized Aluminium alloy, full black
Cable	Anode 300 mm, Cathode 1000 mm or customized
Connectors	MC 4 / MC 4 compatible
Dimension	1812 mm x 1096 mm x 30 mm
Weight	20.8 kg
Hail resistance	Max. Ø 25 mm at 23 m/s
Wind load	2400 Pa/ 244 kg/ m <sup>2</sup>
Mechanical load	5400 Pa/ 550 kg/ m <sup>2</sup>

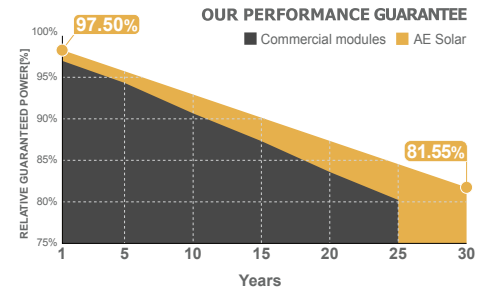
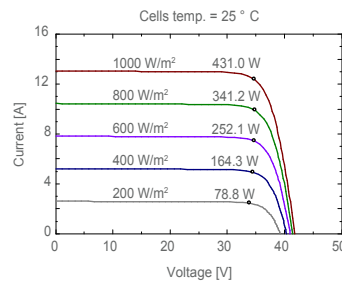


### Packaging information

Packaging configuration	72 pcs / double pallets, 60 pcs / double pallets
Loading capacity	924 pcs / 40 HQ
Size / Double pallets	1826 mm x 1125 mm x 2440 mm (72 pcs), 1826 mm x 938 mm x 2440 mm (60 pcs)
Weight	1548 kg (72 pcs), 1298 kg (60 pcs)

### Temperature ratings

Operating temperature (°C)	-40 to +85
Temp. coefficient of P <sub>max</sub> (%/°C)	-0.34
Temp. coefficient of V <sub>oc</sub> (%/°C)	-0.27
Temp. coefficient of I <sub>sc</sub> (%/°C)	0.040
Nom. operating temp. NOCT (°C)	42.3 ± 2



Electrical specifications (STC*):		AE410BME-44F	AE415BME-44F	AE420BME-44F	AE425BME-44F	AE430BME-44F
Nominal Max. Power	P <sub>max</sub> (Wp)	410	415	420	425	430
Maximum operating voltage	V <sub>MPP</sub> (V)	34.4	34.4	34.5	34.6	34.7
Maximum operating current	I <sub>MPP</sub> (A)	11.97	12.08	12.19	12.30	12.40
Open-circuit voltage	V <sub>oc</sub> (V)	41.4	41.5	41.6	41.7	41.8
Short-circuit current	I <sub>sc</sub> (A)	12.65	12.80	12.92	13.03	13.05
Module efficiency	η (%)	20.65	20.90	21.15	21.40	21.65
Power tolerance	(W)			0~+5		
Maximum system Voltage	(V)			1500		
Maximum series fuse rating	(A)			25		

\*STC: Standard test conditions (Irradiance 1000 W/m<sup>2</sup>, Cell temperature 25°C and air mass of AM1.5)

Electrical specifications (NMOT*):		AE410BME-44F	AE415BME-44F	AE420BME-44F	AE425BME-44F	AE430BME-44F
Nominal Max. Power	P <sub>max</sub> (Wp)	309	312	316	320	324
Maximum operating voltage	V <sub>MPP</sub> (V)	32.8	32.8	32.9	33.0	33.1
Maximum operating current	I <sub>MPP</sub> (A)	9.41	9.53	9.62	9.70	9.79
Open-circuit voltage	V <sub>oc</sub> (V)	39.5	39.6	39.7	39.8	39.8
Short-circuit current	I <sub>sc</sub> (A)	10.19	10.31	10.41	10.50	10.51

\*NMOT: Normal Module Operating Temperature (Irradiance 800 W/m<sup>2</sup>, Ambient temperature 20°C, air mass of AM1.5 and wind speed of 1 m/s)

The specifications and characteristics contained in this datasheet may deviate slightly from our actual products due to the product developments and uncertainty of measurement devices. The specifications included in the datasheet are subject to change without prior notice.