


**Tier1**

BloombergNEF



Lloyd's Syndicate 1910



ISO14001

ISO9001

ISO45001



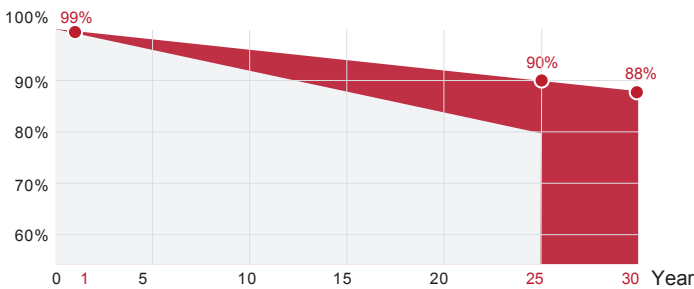
## M6 HIEFF TWIN MONO (HJT)

### SP-120DSXXX


- Double glass (xxx=380~400W)
- Silver frame
- Black frame
- Full black

15 Yr quality guarantee | 30Yr power warranty

■ SUNPRO HJT module (Additional value from 30-year warranty)  
 ■ Common module



\*SUNPRO Standard tiered warranty



#### WARRANTY & GUARANTEE

Linear output power guarantee  
25 years: 90% power output  
30 years: 88% power output



#### WITHSTAND STRONG

Snow load 5400Pa  
Wind load 2400Pa



#### ADVANCED BIFACIAL EFFICIENCY

Bifaciality>85%, effectively improves backside power generation. A bifacial cell design that generates energy from both sides, capturing and converting more sunlight into power.



#### R&D AND PRODUCTION

Advanced production line. The leading solar cell cutting process and multi busbar design with SUNPRO Technology.



#### HIGH ENERGY YIELD

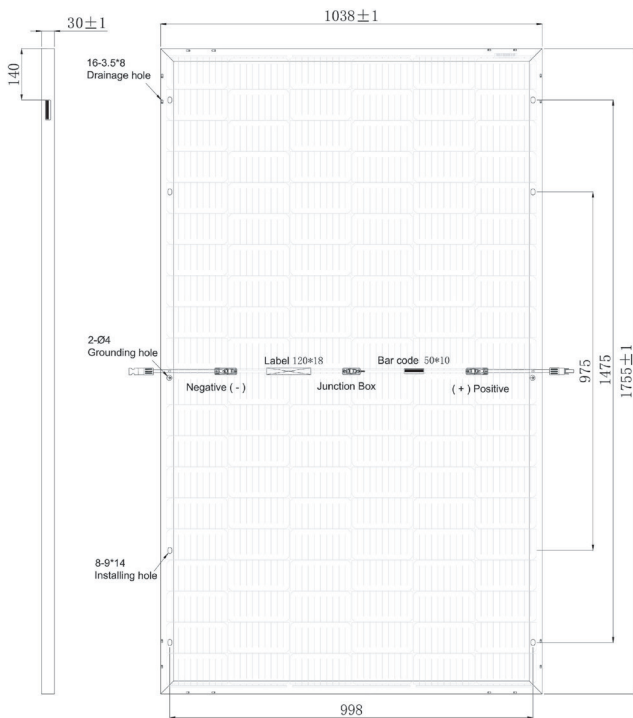
Efficiency can reach 22%. Excellent weak light performance and better performance in hot climate. Leading temperature coefficient for more production when the sun shines strongest, Or under the cloudy, haze condition

## Electrical parameters at standard test conditions (STC:AM=1.5, 1000W/m<sup>2</sup>, Cells Temperature 25°C)

### Typical type

	380W	385W	390W	395W	400W
Max power(Pmax)	380	385	390	395	400
Max power voltage(Vmp)	37.52	37.70	37.91	38.16	38.36
Max power current(Imp)	10.14	10.22	10.30	10.36	10.44
Open circuit voltage(Voc)	44.22	44.35	44.48	44.61	44.74
Short circuit current(Isc)	10.50	10.56	10.62	10.68	10.74
Module Efficiency(%)	20.9	21.10	21.40	21.70	22.00
Max system voltage	DC 1500V(IEC)				
Maximum Series Fuse Rating	20A				

### DIMENSIONS AND STRUCTURE



### Electrical Characteristics with 15% Rear Side Power Gain

Front power Pmax/W	380W	385W	390W	395W	400W
Total power Pmax/W	420	425	430	435	440
Vmp/V(Total)	38.31	38.50	38.67	38.93	39.20
Imp/A(Total)	11.09	11.13	11.18	11.23	11.28
Voc/V(Total)	45.34	45.61	45.94	46.81	47.51
Isc/A(Total)	11.49	11.53	11.57	11.61	11.65

### Mechanical Data

Dimensions	1755x1038x30mm
Weight	23.5kg
Glass	(F) 2.0mm Anti - effective surface Solar glass (B) 2.0 mm Solar glass
Output cables	4mm <sup>2</sup> , 1200mm in length, length can be customized / UV Resistant
Connectors	MC4 compatible IP68
Cell type	Mono-Crystalline ,Bifacial HJT, 12BB, 166x83mm
Number of cells	120cells ( Half-Cell )

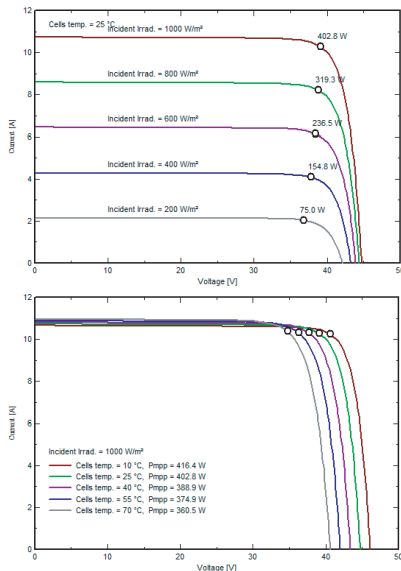
### Temperature Characteristics

Temp.Coeff.of Isc(TK Isc)	0.04%/°C
Temp.Coeff.of Voc(TK Voc)	-0.24%/°C
Temp.Coeff.of Pmax(TK Pmax)	-0.26%/°C
Operating temperature	-40~+85°C
Normal operating cell temperature	44±2°C

### Packing Configuration

Container	40'HQ
Pieces per pallet	72
Pallets per container	13
Pieces per container	936

### I-V CHARACTERISTICS AT DIFFERENT IRRADIATION



### Tests, Certifications and Warranties

Standard tests	IEC 61215, IEC 61730, IEC 61701, IEC 62716, PPP 58042
System certs	ISO 9001, ISO14001, ISO45001
Certifications	TUV, CE, WEEE, INMETRO FIRE CERTIFICATE C1
Extreme wind and snow loads testing	Withstand extreme wind(2400 Pascal) and snow loads(5400 Pascal)
Power tolerance	0~+3%
Junction box	IP 68
Warranties	15 years product warranty and 30 years 88% of power