


Tier1

BloombergNEF



Ariel Re

Lloyd's Syndicate 1910



ISO14001

ISO9001

ISO45001



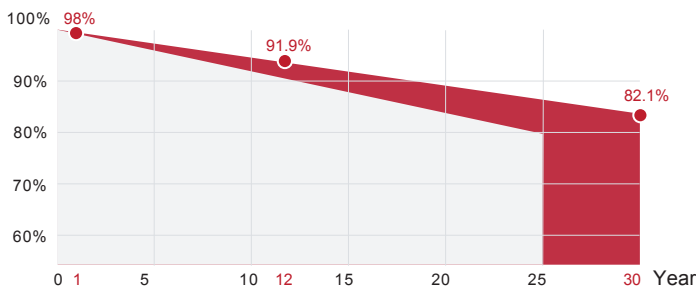
M6 HIEFF TWIN MONO

SPDGxxx-120M

- Double glass (xxx=350~380W)
- Silver frame
- Black frame
- Full black

15 Yr quality guarantee | 30 Yr power warranty

■ SUNPRO Standard (Additional value from 30-year warranty)
 ■ Industry Standard



*SUNPRO Standard tiered warranty



WARRANTY & GUARANTEE

Linear output power guarantee
12 years: 91.9% power output
30 years: 82.1% power output



WITHSTAND STRONG

Snow load 5400Pa
Wind load 2400Pa



TWO-SIDED BENEFITS

High efficiency solar cells.
Effective working area of both sides >75%, with significant power increase. Capture more sunlight and turn it into electricity



R&D AND PRODUCTION

Advanced production line. The leading solar cell cutting process and multi busbar design with SUNPRO Technology.



HIGH EFFICIENCY

Efficiency can reach 20.86%. Excellent low light performance. Higher power output under the conditions of haze, overcast, etc.

Electrical parameters at standard test conditions (STC:AM=1.5, 1000W/m², Cells Temperature 25°C)

Typical type	350W	355W	360W	365W	370W	375W	380W
Max power(Pmax)	350	355	360	365	370	375	380
Max power voltage(Vmp)	33.7	33.8	33.9	34	34.1	34.2	34.3
Max power current(Imp)	10.39	10.51	10.62	10.74	10.85	10.97	11.08
Open circuit voltage(Voc)	41.0	41.1	41.2	41.3	41.40	41.50	41.60
Short circuit current(Isc)	11.03	11.07	11.18	11.3	11.41	11.53	11.65
Module Efficiency(%)	19.21	19.50	19.76	20.04	20.31	20.59	20.86
Max system voltage	DC 1500V(TUV)						
Maximum Series Fuse Rating	20A						

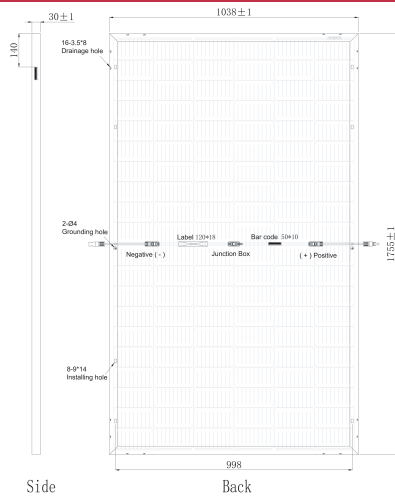
Electrical parameters at NMOT test conditions (Irradiance 800W/m², Ambient Temperature 20°C, AM 1.5, Wind Speed 1m/s)

Typical type	350W	355W	360W	365W	370W	375W	380W
Max power(Pmax)	284.5	288.8	292.7	296.8	300.7	304.9	308.8
Max power voltage(Vmp)	34.4	34.6	34.7	34.8	34.9	35.0	35.1
Max power current(Imp)	8.28	8.34	8.43	8.53	8.61	8.71	8.8
Open circuit voltage(Voc)	41.2	41.3	41.4	41.5	41.6	41.7	41.8
Short circuit current(Isc)	8.8	8.84	8.92	9.02	9.11	9.2	9.3

Electrical Characteristics with 15% Rear Side Power Gain

Front power Pmax/W	350W	355W	360W	365W	370W	375W	380W
Total power Pmax/W	402.5	408.3	414	419.8	425.5	431.3	437
Vmp/V(Total)	33.7	33.8	33.9	34.0	34.1	34.2	34.3
Imp/A(Total)	11.94	12.08	12.21	12.35	12.48	12.61	12.74
Voc/V(Total)	41.0	41.1	41.2	41.3	41.4	41.50	41.60
Isc/A(Total)	12.68	12.73	12.86	13.00	13.12	13.26	13.40

DIMENSIONS AND STRUCTURE



Mechanical Data

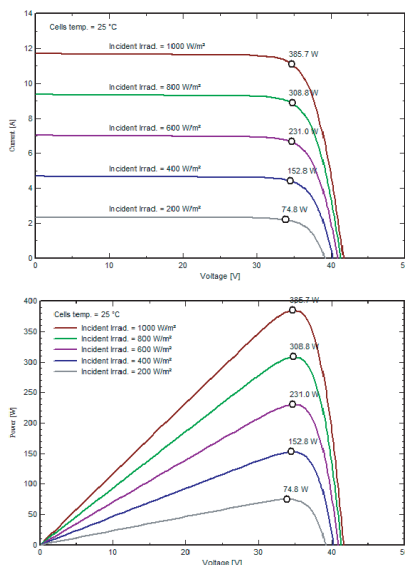
Dimensions	1755x1038x30mm
Weight	24.5kg
Glass	(F) 2.0 mm High Transmission, AR Coated Heat Strengthened Glass (B) 2.0 mm High Transmission, AR Coated Heat Strengthened Glass
Output cables	4mm ² , symmetrical lengths 1100mm
Connectors	MC4 compatible IP68
Cell type	Mono-Crystalline PERC, 9BB, 166x83mm
Number of cells	120cells (Half-Cell)

Temperature Characteristics

Packing Configuration

Temp.Coeff.of Isc(TK Isc)	0.046%/°C	Container	40'HQ
Temp.Coeff.of Voc(TK Voc)	-0.26%/°C	Pieces per pallet	72
Temp.Coeff.of Pmax(TK Pmax)	-0.34%/°C	Pallets per container	13
Operating temperature	-40~+85°C	Pieces per container	936
Normal operating cell temperature	45±2°C		

I-V CHARACTERISTICS AT DIFFERENT IRRADIATION



Tests, Certifications and Warranties

Standard tests	IEC 61215, IEC 61730, IEC 61701, IEC 62716, PPP 58042
System certs	ISO 9001, ISO14001, ISO45001
Certifications	TUV, CE, WEEE, INMETRO FIRE CERTIFICATE C1
Extreme wind and snow loads testing	Withstand extreme wind(2400 Pascal) and snow loads(5400 Pascal)
Power tolerance	0~+5W
Junction box	IP 68
Warranties	15 years product warranty and 30 years 82.1% of power