


Tier1

BloombergNEF



Lloyd's Syndicate 1910



ISO14001

ISO9001

ISO45001



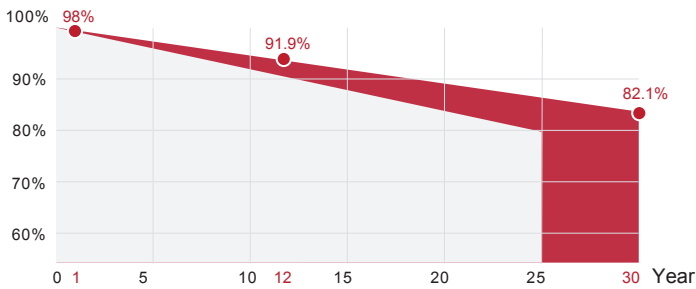
## M10 HIEFF TWIN MONO

### SPDGxxx-120M10


- Double glass (xxx=430~460W)
- Silver frame
- Black frame
- Full black

15 Yr quality guarantee | 30 Yr power warranty

■ SUNPRO Standard(Additional value from 30-year warranty)  
 ■ Industry Standard



\*SUNPRO Standard tiered warranty



#### WARRANTY & GUARANTEE

Linear output power guarantee  
12 years: 91.9% power output  
30 years: 82.1% power output



#### WITHSTAND STRONG

Snow load 5400Pa  
Wind load 2400Pa



#### TWO-SIDED BENEFITS

High efficiency solar cells.  
Effective working area of both sides >75%, with significant power increase. Capture more sunlight and turn it into electricity



#### R&D AND PRODUCTION

Advanced production line. The leading solar cell cutting process and multi busbar design with SUNPRO Technology.



#### HIGH EFFICIENCY

Efficiency can reach 21.24%. Excellent low light performance. Higher power output under the conditions of haze, overcast, etc.

## Electrical parameters at standard test conditions (STC:AM=1.5, 1000W/m<sup>2</sup>, Cells Temperature 25°C)

Typical type	430W	435W	440W	445W	450W	455W	460W
Max power(Pmax)	430	435	440	445	450	455	460
Max power voltage(Vmp)	33.81	34.07	34.32	34.56	34.81	35.06	35.31
Max power current(Imp)	12.72	12.77	12.83	12.88	12.93	12.98	13.03
Open circuit voltage(Voc)	40.60	40.80	41.10	41.30	41.50	41.70	41.90
Short circuit current(Isc)	13.50	13.55	13.60	13.65	13.70	13.75	13.80
Module Efficiency(%)	19.85	20.08	20.31	20.55	20.78	21.01	21.24
Max system voltage	DC 1500V(TUV)						
Maximum Series Fuse Rating	30A						


### Electrical parameters at NMOT test conditions (Irradiance 800W/m<sup>2</sup>, Ambient Temperature 20°C, AM 1.5, Wind Speed 1m/s)

Typical type	430W	435W	440W	445W	450W	455W	460W
Max power(Pmax)	349.9	353.8	357.9	361.7	365.5	369.3	373.1
Max power voltage(Vmp)	34.30	34.50	34.80	35.00	35.20	35.50	35.70
Max power current(Imp)	10.20	10.24	10.29	10.33	10.37	10.41	10.45
Open circuit voltage(Voc)	40.80	41.00	41.30	41.50	41.70	41.90	42.10
Short circuit current(Isc)	10.78	10.82	10.86	10.90	10.94	10.98	11.02

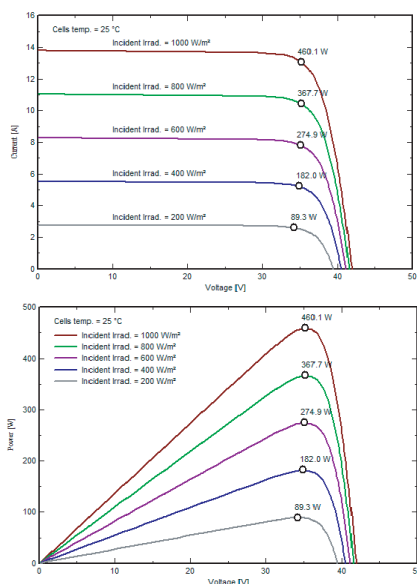
### Electrical Characteristics with 15% Rear Side Power Gain

Front power Pmax/W	430W	435W	440W	445W	450W	455W	460W
Total power Pmax/W	494.5	500.25	506	511.75	517.5	523.25	529
Vmp/V(Total)	33.81	34.07	34.32	34.56	34.81	35.06	35.31
Imp/A(Total)	14.63	14.68	14.74	14.81	14.87	14.92	14.98
Voc/V(Total)	40.60	40.80	41.10	41.30	41.50	41.70	41.90
Isc/A(Total)	15.53	15.58	15.64	15.70	15.76	15.81	15.87

### DIMENSIONS AND STRUCTURE



### I-V CHARACTERISTICS AT DIFFERENT IRRADIATION



### Mechanical Data

Dimensions	1910x1134x30mm
Weight	28.5 kg
Glass	(F) 2.0 mm High Transmission, AR Coated Heat Strengthened Glass (B) 2.0 mm High Transmission, AR Coated Heat Strengthened Glass
Output cables	4mm <sup>2</sup> , symmetrical lengths 1100mm
Connectors	MC4 compatible IP68
Cell type	Mono-Crystalline PERC, 10BB, 182x91mm
Number of cells	120cells ( Half-Cell )

### Temperature Characteristics

Temp.Coeff.of Isc(TK Isc)	0.048%/°C
Temp.Coeff.of Voc(TK Voc)	-0.27%/°C
Temp.Coeff.of Pmax(TK Pmax)	-0.35%/°C
Operating temperature	-40~+85°C
Normal operating cell temperature	44±2°C

### Packing Configuration

Container	40'HQ
Pieces per pallet	72
Pallets per container	12
Pieces per container	864

### Tests, Certifications and Warranties

Standard tests	IEC 61215, IEC 61730, IEC 61701, IEC 62716, PPP 58042
System certs	ISO 9001, ISO14001, ISO45001
Certifications	TUV, CE, WEEE, INMETRO FIRE CERTIFICATE C1
Extreme wind and snow loads testing	Withstand extreme wind(2400 Pascal) and snow loads(5400 Pascal)
Power tolerance	0~+3%
Junction box	IP 68
Warranties	15 years product warranty and 30 years 82.1% of power