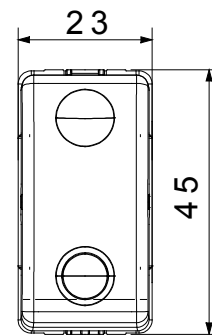
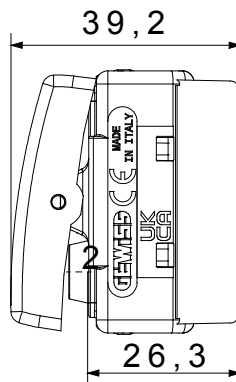





The System modular devices make it possible to create infinite combination between devices and plates, thanks to a complete range that is able to satisfy all design, functional and installation requirements. Colour and finiture: glossy white, bright and versatile  
The range includes commands, socket- outlets, protection, indicators, connectors and devices for the control, safety and comfort of your home.

|  |                              |   |                                |
|--|------------------------------|---|--------------------------------|
| Category   | Push-button                  | Button key  | Stop                           |
| Symbol   | Red                          | Colour  | White                          |
| Description  | 1P NC - 10A - Aux. NO        | Voltage   | 250 V ac                       |
| Signalling unit  | -                            | Standard  | EN 60669-1                     |
| Resistance at test voltage                                   | 2000 V at 50 Hz for 1 minute | Insulation resistance   | > 5 MOhm                       |
| Wiring terminals   | With screw                   | Prolonged operation switch (no.of position changes)             | 40.000 at In 250 V ac cosφ=0,6 |
| Thermo-pressure with ball                                    | 125 °C                       | Glow Wire Test  | 850 °C                         |
| Terminal grip on cable traction                              | > 50 N                       | Terminal tightening capacity stranded cables (mm <sup>2</sup> ) | min. 0,75 - max. 2x4           |
| Terminal tightening capacity solid cables (mm <sup>2</sup> ) | min. 0,5 - max. 2x2,5        | No. SYSTEM modules  | 1                              |
| Material   | Technopolymer                | Electrocod  | 0130                           |

### DIMENSIONAL



### TECHNICAL SYMBOLOGY



### STANDARDS/APPROVALS

