



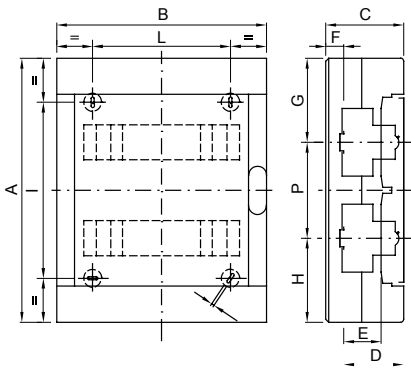
The IP40 protected decorative enclosures are available in sizes from 8 to 72M. They provide superior aesthetic integration and are equipped with screw wiring multipolar terminal blocks, 80 A IP 20. They are available with smoked transparent doors or with blank doors that can be equipped with safety lock, characterized by the "PUSH" opening and closing. The terminal blocks allow to create simple and neat wiring reducing the set-up time of the enclosure.

Insulation class	II (according to IEC 61140 standards)	Colour	White RAL 9016
Outer dim. LxHxD (mm)	400x550x130	IP degree	IP40
Dispersible power (W)	63	Mechanical resistance	IK08
Rated voltage	400 V	Door colour	Blank
Terminal blocks	80 A - IP20 bipolar holes with screws	No. of modules EN 50022	54 (18x3)
Rated current	125 A	Glow Wire Test	650 °C
Operating temperature	-25 +60 °C	Type of material	Halogen-free in compliance with EN 60754-2
Thermo-pressure with ball	70 °C	Accessories for insulation restoring	Screwcaps (GW44623) or fixing brackets in resin (GW44621)
Standard	EN 60670-1 (CEI 23-48) IEC60670-24 CEI 23-49	Insulation voltage	750 V
Pole 1 (mm²)	N/E 2x[(3x16) + (17x10)]	Pole 2 (mm²)	N/E 2x[(3x16) + (17x10)]

#### BEHAVIOUR WITH CHEMICAL AND ATMOSPHERIC AGENTS


Saline solution	Acids		Bases		Solvents				Mineral oil	UV rays
	Concentrated	Diluted	Concentrated	Diluted	Hexane	Benzol	Acetone	Alcohol		
Resistant	Not resistant	Limited resistance	Not resistant	Limited resistance	Limited resistance	Not resistant	Not resistant	Limited resistance	Limited resistance	Limited resistance

#### DIMENSIONAL



		A	B	C	D	E	F	G	H	P	D'	E'	F'	NR	I	L
24M	GW 40 047	350	280	100	77	47	11,5	12,5	12,5	125	-	-	-	4	232	180
	GW 40 067															
36M	GW 40 049	400	400	130	76	48	37	125	125	150	102,5	74	10,5	4	282	300
	GW 40 069															
54M	GW 40 051	550	400	130	76	48	37	125	125	150	102,5	74	10,5	4	432	300
	GW 40 071															
72M	GW 40 053	850	400	150	76	48	57	187,5	187,5	150	102,5	74	30,5	6	303	300
	GW 40 073									175					303	

#### TECHNICAL SYMBOLOGY

  
II (according to IEC 61140 standards)


**IP**  
IP40

**IK**  
IK08

**GWT**  
650 °C

**INSTALLATION**  
-25 °C min / +80 °C max  
-25 +60 °C

**HF**  
HALOGEN FREE  
Halogen-free in compliance with EN 60754-2

  
70 °C

#### STANDARDS/APPROVALS

