

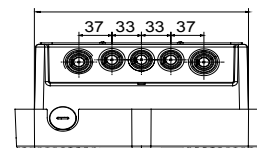
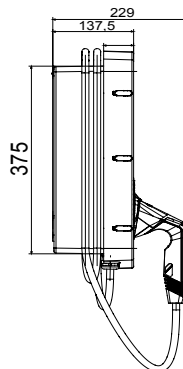
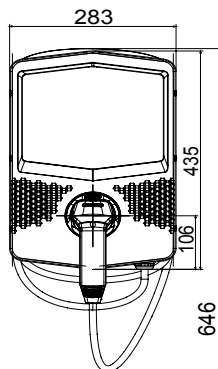


I-CON EVO wallboxes are JOINON solutions designed to integrate into private and semi-public scenarios in accordance with the international standard IEC 61851-1 ed. 3. They are distinguished by both an elegant and compact design and special "one-hand charge" functionality. At the same time, the presence of a vandal-proof socket and IP55 degree combined with IK11-certified mechanical strength make them safe and reliable solutions. In addition, I-CON EVO wallboxes feature full connectivity to support the related JOINON EVO App for full and easy control of charging, intelligent management of loads and additional energy produced by any photovoltaic panels (also in Master/Slave mode), and several installation options: wall-mounted, flush-mounted, or floor-mounted.

Charging way	Mode 3	Charging sockets	Type 2
Connector type	Mobile Connector Type2	Cable length (if available)	5 m
Electrical and Mechanical Characteristics			
Terminal blocks	3 x 16mm ²	Nominal tension	230 V
Total Maximum Current	32 A	Power max.	7,4 kW
User protection	DC Leakage 6mA	Meter	-
Installation	Wall / Flush / Floor mounting	Material	POST-INDUSTRIAL recycled material
IP degree	IP55	Mechanical resistance	IK11
Operating temperature	From -25°C to +55°C	-	-
Functional characteristics			
Connectivity	Wifi+Ethernet	Communication	OCPP 1.6J
Load Management	DLM/PV BOOST	Charging activation	APP
Human Interface	LED	Master/Slave	Yes
"Over-the-air" updates	Yes	Programmable Remote Contact	Yes
Local directives	-	-	-
Accessories available			
DLM CT KIT for load management	GWJ8037 Single-phase / GWD6809+GWD6821+C.T. (GWD96441+GWD96447) over 100A	Single-sided floor support	GWJ8102
Flush mounting backbox	GWJ8101	Double-sided floor support	GWJ8103
Protective cover	-	RFID Card	-
4G modem kits	GWJ8111	-	-

DIMENSIONAL

10



TECHNICAL SYMBOLOGY

IP

IK

IP55

IK11

STANDARDS/APPROVALS

