

Deutsche
Qualität
Garantiert



132

HALF
CELLS

210
mm

CELL
SIZE



LID
RESISTANT



PID
RESISTANT



SALT CORROSION
RESISTANT




SAND
RESISTANT



NH₃
RESISTANT



HIGHLY STABLE
AND TOUGH



OMET
ENRICH YOUR
ENERGY YIELD

30

years

Performance
Guarantee

15

years

Product
Warranty


SILICON HETEROJUNCTION PV MODULES
HALF-CUT CELLS • BIFACIAL • DOUBLE-GLASS

680W-700W
AE TME-132BDS Series



IEC 61215
IEC 61730
Regular Production Surveillance
Type Tested and Monitored

IEC 62716 (Ammonia corrosion)
IEC 61701 (Salt mist corrosion)
IEC 60068 (Sand and dust)
IEC 62804 (PID resistance)



www.ae-solar.com

Mechanical and design specification

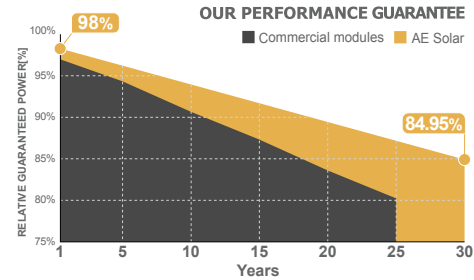
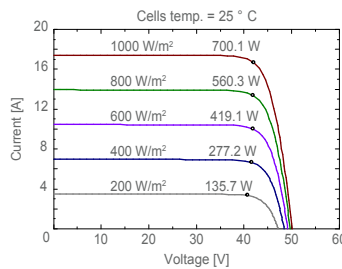
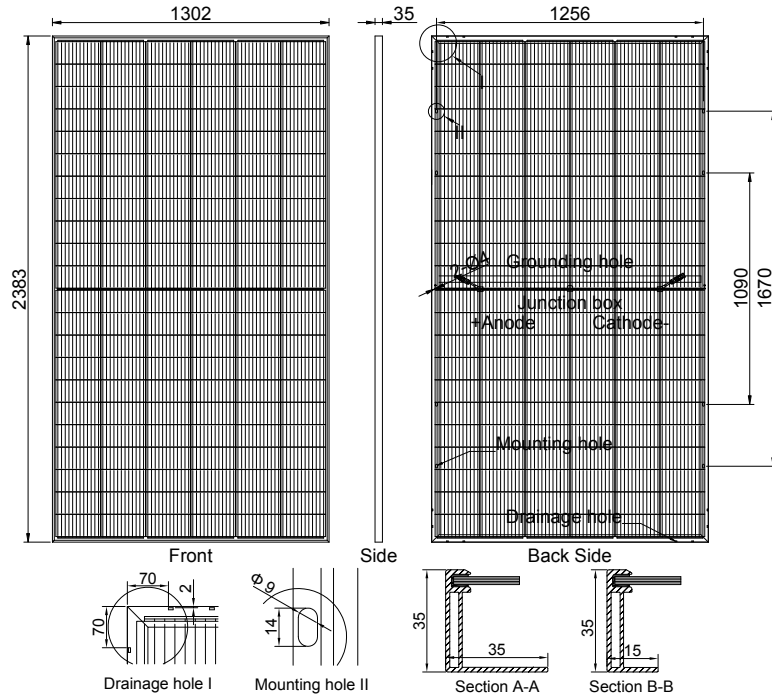
Cell type	Silicon Heterojunction Technology, Half-cut cells, 210 mm
No. of cells	132
Bifaciality	80±5%
Glass	2.0 mm, high transmission, AR coated, tempered
Encapsulation	POE
Back cover	2.0 mm white glazed glass, tempered
Junction box	IP 68 rated
Frame	35 mm anodized Aluminium alloy
Cable	1 x 4 mm ² , 200 mm length or customized
Connectors	MC 4 / MC 4 compatible
Dimension	2383 mm x 1302 mm x 35 mm
Weight	38.7 kg
Hail resistance	Max. Ø 25 mm at 23 m/s
Wind load	2400 Pa/ 244 kg/ m ²
Mechanical load	5400 Pa/ 550 kg/ m ²

Packaging information

Packaging configuration	31 pcs / pallet
Loading capacity	527 pcs / 40 HQ
Size / Pallet	1350 mm x 1145 mm x 2500 mm (upright)
Weight	1240 kg / pallet

Temperature ratings

Operating temperature (°C)	-40 to +85
Temp.coefficient of P _{max} (%/°C)	-0.26
Temp.coefficient of V _{oc} (%/°C)	-0.24
Temp.coefficient of I _{sc} (%/°C)	0.04
Nom. operating temp. NOCT (°C)	44 ± 2



Electrical specifications (STC*): AE680TME-132BDS AE685TME-132BDS AE690TME-132BDS AE695TME-132BDS AE700TME-132BDS

	P _{max} (Wp)	680	685	690	695	700
Nominal Max. Power	P _{max} (Wp)	680	685	690	695	700
Maximum operating voltage	V _{MPP} (V)	41.49	41.65	41.80	41.95	42.10
Maximum operating current	I _{MPP} (A)	16.39	16.45	16.51	16.57	16.63
Open-circuit voltage	V _{oc} (V)	49.50	49.66	49.82	49.98	50.13
Short-circuit current	I _{sc} (A)	17.19	17.25	17.31	17.37	17.43
Module efficiency	η (%)	21.92	22.08	22.24	22.40	22.56
Power tolerance	(W)			0~+5		
Maximum system Voltage	(V)			1500		
Maximum series fuse rating	(A)			30		

*STC: Standard test conditions (Irradiance 1000 W/m², Cell temperature 25°C and air mass of AM1.5)

Electrical specifications (NMOT*): AE680TME-132BDS AE685TME-132BDS AE690TME-132BDS AE695TME-132BDS AE700TME-132BDS

	P _{max} (Wp)	510	513	517	521	525
Nominal Max. Power	P _{max} (Wp)	510	513	517	521	525
Maximum operating voltage	V _{MPP} (V)	38.90	39.04	39.18	39.32	39.46
Maximum operating current	I _{MPP} (A)	13.11	13.16	13.21	13.26	13.30
Open-circuit voltage	V _{oc} (V)	46.36	46.54	46.71	46.89	47.06
Short-circuit current	I _{sc} (A)	13.75	13.80	13.85	13.90	13.94

*NMOT: Normal Module Operating Temperature (Irradiance 800 W/m², Ambient temperature 20°C, air mass of AM1.5 and wind speed of 1 m/s)

The specifications and characteristics contained in this datasheet may deviate slightly from our actual products due to the product developments and uncertainty of measurement devices. The specifications included in the datasheet are subject to change without prior notice.