




385W MBB Bifacial Mono PERC Half-cell Double Glass Module JAM60D20 360-385/MB Series

Introduction

Assembled with MBB bifacial PERCIUM cells and half-cell configuration, these double glass modules have the capability of converting the incident light from the rear side together with the front side into electricity, providing higher output power, lower temperature coefficient, less shading loss, as well as enhanced tolerance for mechanical loading.



Higher output power



More reliable, more stable power generation



Less shading effect

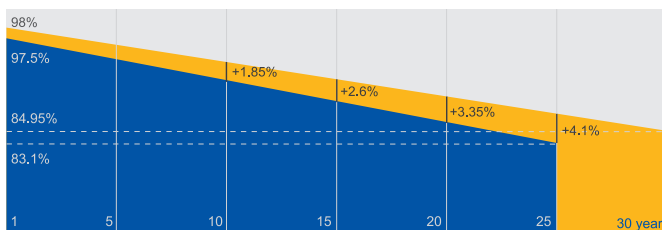


Lower temperature coefficient

Superior Warranty

- 12-year product warranty
- 30-year linear power output warranty

0.45% Annual Degradation Over 30 years



■ Bifacial double glass module linear power warranty

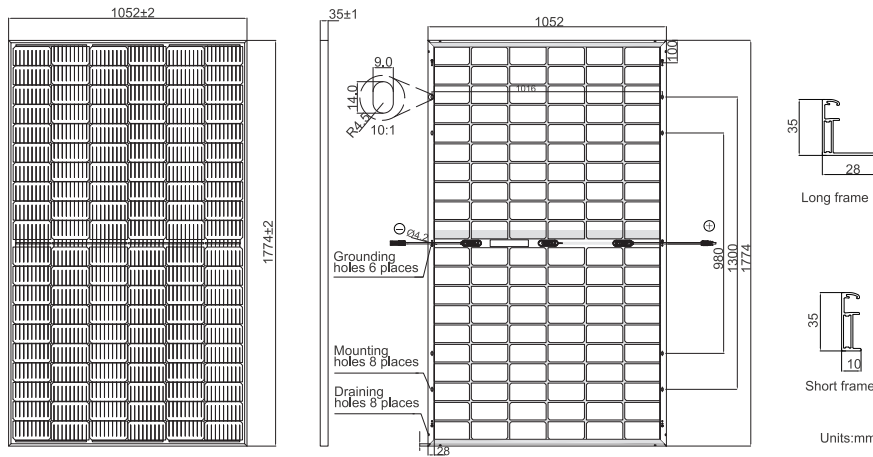
■ Standard module linear power warranty

Comprehensive Certificates

- IEC 61215, IEC 61730, UL 61215, UL 61730
- ISO 9001: 2015 Quality management systems
- ISO 14001: 2015 Environmental management systems
- ISO 45001: 2018 Occupational health and safety management systems
- IEC 62941: 2019 Terrestrial photovoltaic (PV) modules - Quality system for PV module manufacturing



MECHANICAL DIAGRAMS



Remark: customized frame color and cable length available upon request

SPECIFICATIONS

Cell	Mono
Weight	23.0kg
Dimensions	1774±2mm×1052±2mm×35±1mm
Cable Cross Section Size	4mm ² (IEC), 12 AWG(UL)
No. of cells	120(6×20)
Junction Box	IP68, 3 diodes
Connector	MC4-EVO2/ QC 4.10-35
Cable Length (Including Connector)	Portrait:300mm(+)/400mm(-); Landscape:1000mm(+)/1000mm(-)
Packaging Configuration	30pcs/Pallet, 720pcs/40ft Container
Front Glass/Back Glass	2.0mm/2.0mm

ELECTRICAL PARAMETERS AT STC

TYPE	JAM60D20 -360/MB	JAM60D20 -365/MB	JAM60D20 -370/MB	JAM60D20 -375/MB	JAM60D20 -380/MB	JAM60D20 -385/MB
Rated Maximum Power(Pmax) [W]	360	365	370	375	380	385
Open Circuit Voltage(Voc) [V]	40.88	41.05	41.21	41.37	41.52	41.68
Maximum Power Voltage(Vmp) [V]	33.43	33.74	33.98	34.25	34.52	34.82
Short Circuit Current(Isc) [A]	11.30	11.35	11.41	11.47	11.53	11.58
Maximum Power Current(Imp) [A]	10.77	10.82	10.89	10.95	11.01	11.06
Module Efficiency [%]	19.3	19.6	19.8	20.1	20.4	20.6
Power Tolerance	0~+5W					
Temperature Coefficient of Isc(α _{Isc})	+0.044%/°C					
Temperature Coefficient of Voc(β _{Voc})	-0.272%/°C					
Temperature Coefficient of Pmax(γ _{Pmp})	-0.350%/°C					
STC	Irradiance 1000W/m ² , cell temperature 25°C, AM1.5G					

Remark: Electrical data in this catalog do not refer to a single module and they are not part of the offer.They only serve for comparison among different module types.

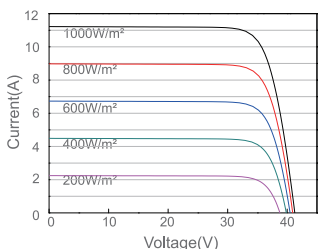
ELECTRICAL CHARACTERISTICS WITH 10% SOLAR IRRADIATION RATIO

OPERATING CONDITIONS

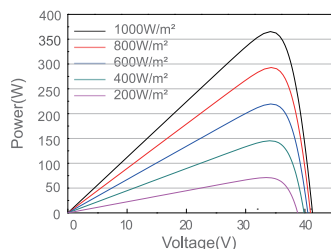
TYPE	JAM60D20 -360/MB	JAM60D20 -365/MB	JAM60D20 -370/MB	JAM60D20 -375/MB	JAM60D20 -380/MB	JAM60D20 -385/MB		
Rated Max Power(Pmax) [W]	385	391	396	401	407	412	Maximum System Voltage	1500V DC
Open Circuit Voltage(Voc) [V]	40.98	41.15	41.31	41.47	41.62	41.78	Operating Temperature	-40°C~+85°C
Max Power Voltage(Vmp) [V]	33.43	33.73	33.98	34.25	34.51	34.81	Maximum Series Fuse Rating	25A
Short Circuit Current(Isc) [A]	12.09	12.14	12.21	12.27	12.34	12.39	Maximum Static Load,Front Maximum Static Load,Back	5400Pa (112 lb/ft ²) 2400Pa (50 lb/ft ²)
Max Power Current(Imp) [A]	11.52	11.58	11.65	11.72	11.78	11.83	NOCT	45±2°C
Irradiation Ratio (rear/front)	10%						Bifaciality*	70%±10%
*Bifaciality=Pmax,rear/Rated Pmax,front							Fire Performance	UL Type 29

CHARACTERISTICS

Current-Voltage Curve JAM60D20-365/MB



Power-Voltage Curve JAM60D20-365/MB



Current-Voltage Curve JAM60D20-365/MB

