


Q.PEAK DUO ML-G11+ SERIES



480 - 500 Wp | 132 Cells
21.5 % Maximum Module Efficiency

MODEL Q.PEAK DUO ML-G11.2+



Breaking the 21% efficiency barrier

Q.ANTUM DUO Z Technology with zero gap cell layout boosts module efficiency up to 21.5%.



A reliable investment

Inclusive 25-year product warranty and 25-year linear performance warranty¹.



Enduring high performance

Long-term yield security with Anti LeTID Technology, Anti PID Technology², Hot-Spot Protect.



Extreme weather rating

High-tech aluminium alloy frame, certified for high snow (5400 Pa) and wind loads (2400 Pa).



Innovative all-weather technology

Optimal yields, whatever the weather with excellent low-light and temperature behaviour.



The most thorough testing programme in the industry

Qcells is the first solar module manufacturer to pass the most comprehensive quality programme in the industry: The new "Quality Controlled PV" of the independent certification institute TÜV Rheinland.

¹ See data sheet on rear for further information.

² APT test conditions according to IEC/TS 62804-1:2015, method A (~1500V, 96h)

The ideal solution for:



Rooftop arrays on commercial/industrial buildings



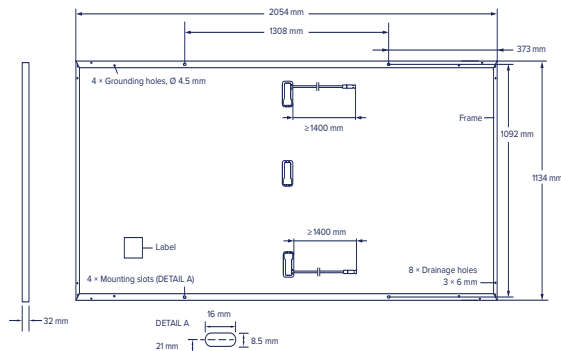
Ground mounted solar panels



Q.PEAK DUO ML-G11+ SERIES

Mechanical Specification

Format	2054 mm × 1134 mm × 32 mm (including frame)
Weight	26.0 kg
Front Cover	3.2 mm thermally pre-stressed glass with anti-reflection technology
Back Cover	Composite film
Frame	Silver anodised aluminium
Cell	6 × 22 monocrystalline Q.ANTUM solar half cells
Junction box	53-101 mm × 32-60 mm × 15-18 mm Protection class IP67, with bypass diodes
Cable	4 mm ² Solar cable; (+) ≥1400 mm, (-) ≥1400 mm
Connector	Stäubli MC4-Evo2, Hanwha Q CELLS HQC4; IP68

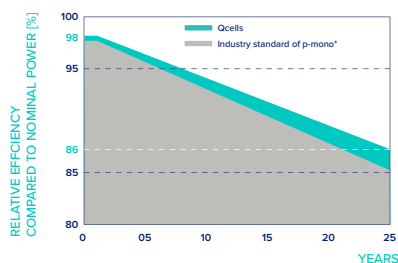


Electrical Characteristics

POWER CLASS			480	485	490	495	500
MINIMUM PERFORMANCE AT STANDARD TEST CONDITIONS, STC ¹ (POWER TOLERANCE +5 W/-0 W)							
Minimum	Power at MPP ¹	P_{MPP} [W]	480	485	490	495	500
	Short Circuit Current ¹	I_{SC} [A]	13.51	13.54	13.57	13.60	13.63
	Open Circuit Voltage ¹	V_{OC} [V]	45.59	45.62	45.65	45.67	45.70
	Current at MPP	I_{MPP} [A]	12.78	12.83	12.89	12.95	13.00
	Voltage at MPP	V_{MPP} [V]	37.57	37.79	38.02	38.24	38.45
	Efficiency ¹	η [%]	≥20.6	≥20.8	≥21.0	≥21.3	≥21.5
MINIMUM PERFORMANCE AT NORMAL OPERATING CONDITIONS, NMOT ²							
Minimum	Power at MPP	P_{MPP} [W]	360.1	363.8	367.6	371.3	375.1
	Short Circuit Current	I_{SC} [A]	10.89	10.91	10.94	10.96	10.98
	Open Circuit Voltage	V_{OC} [V]	43.00	43.02	43.05	43.08	43.10
	Current at MPP	I_{MPP} [A]	10.04	10.09	10.14	10.19	10.24
	Voltage at MPP	V_{MPP} [V]	35.87	36.07	36.26	36.45	36.63

¹Measurement tolerances $P_{MPP} \pm 3\%$; I_{SC} ; $V_{OC} \pm 5\%$ at STC: 1000 W/m², 25 ± 2 °C, AM 1.5 according to IEC 60904-3 • ²800 W/m², NMOT, spectrum AM 1.5

Qcells PERFORMANCE WARRANTY

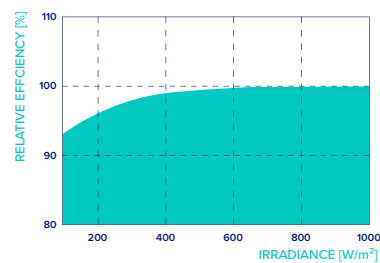


At least 98% of nominal power during first year. Thereafter max. 0.5% degradation per year. At least 93.5% of nominal power up to 10 years. At least 86% of nominal power up to 25 years.

All data within measurement tolerances. Full warranties in accordance with the warranty terms of the Qcells sales organisation of your respective country.

^{*}Standard terms of guarantee for the 5 PV companies with the highest production capacity in 2021 (February 2021)

PERFORMANCE AT LOW IRRADIANCE



Typical module performance under low irradiance conditions in comparison to STC conditions (25 °C, 1000 W/m²).

TEMPERATURE COEFFICIENTS

Temperature Coefficient of I_{SC}	α [%/K]	+0.04	Temperature Coefficient of V_{OC}	β [%/K]	-0.27
Temperature Coefficient of P_{MPP}	γ [%/K]	-0.34	Nominal Module Operating Temperature	NMOT [°C]	43 ± 3

Properties for System Design

Maximum System Voltage	V_{SYS} [V]	1500	PV module classification	Class II
Maximum Reverse Current	I_R [A]	25	Fire Rating based on ANSI/UL 61730	C / TYPE 1
Max. Design Load, Push/Pull	[Pa]	3600/1600	Permitted Module Temperature on Continuous Duty	-40 °C - +85 °C
Max. Test Load, Push/Pull	[Pa]	5400/2400		

Qualifications and Certificates

IEC 61215:2016;
IEC 61730:2016.
This data sheet complies
with DIN EN 50380.



Qcells pursues minimizing paper output in consideration of the global environment.

Note: Installation instructions must be followed. Contact our technical service for further information on approved installation of this product.
Hanwha Q CELLS GmbH Sonnenallee 17-21, 06766 Bitterfeld-Wolfen, Germany | TEL +49 (0)3494 66 99-23444 | FAX +49 (0)3494 66 99-23000 | EMAIL sales@q-cells.com | WEB www.qcells.com

qcells