


Tier1

BloombergNEF



Lloyd's Syndicate 1910



ISO14001

ISO9001

ISO45001



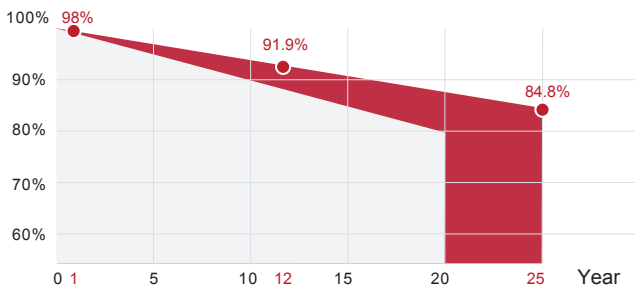
M6 HIEFF TWIN MONO

SPxxx-120M


- Silver frame (xxx=360~390W)
- Black frame
- Full black
- Bifacial

12Yr quality guarantee | 25Yr power warranty

■ SUNPRO Standard (Additional value from 25-year warranty)
 ■ Industry Standard



*SUNPRO Standard tiered warranty



WARRANTY & GUARANTEE

Linear output power guarantee
 12 years: 91.9% power output
 25 years: 84.8% power output



WITHSTAND STRONG

Snow load 5400Pa
 Wind load 2400Pa



R&D AND PRODUCTION

Advanced production line.
 The leading solar cell cutting process and multi busbar design with SUNPRO Technology.



HIGH EFFICIENCY

Efficiency can reach 21.41%. Excellent low light performance. Higher power output under the conditions of haze, overcast, etc.



POWER TOLERANCE

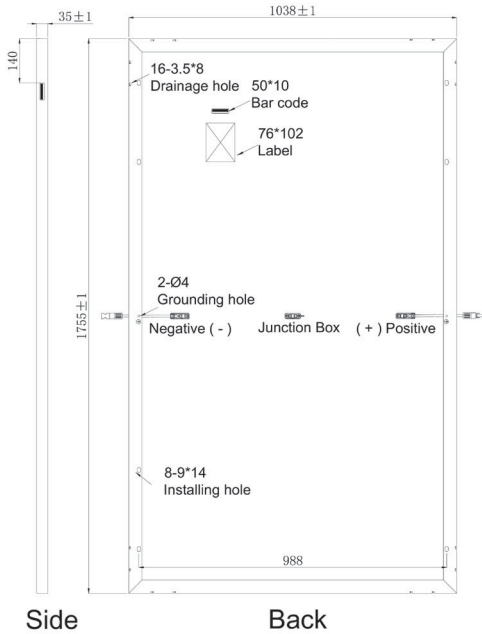
Power positive tolerance: 0~+3%

Electrical parameters at standard test conditions (STC:AM=1.5, 1000W/m², Cells Temperature 25°C)

Typical type

	360W	365W	370W	375W	380W	385W	390W
Max power(Pmax)	360	365	370	375	380	385	390
Max power voltage(Vmp)	33.90	34.00	34.10	34.20	34.30	34.40	34.50
Max power current(Impp)	10.62	10.74	10.85	10.97	11.08	11.20	11.31
Open circuit voltage(Voc)	41.20	41.30	41.40	41.50	41.60	41.70	41.80
Short circuit current(Isc)	11.18	11.30	11.41	11.53	11.65	11.71	11.82
Module Efficiency(%)	19.76	20.04	20.31	20.59	20.86	21.13	21.41
Max system voltage	DC 1500V(TUV)						
Maximum Series Fuse Rating	20A						

DIMENSIONS AND STRUCTURE



Electrical parameters at NMOT test conditions

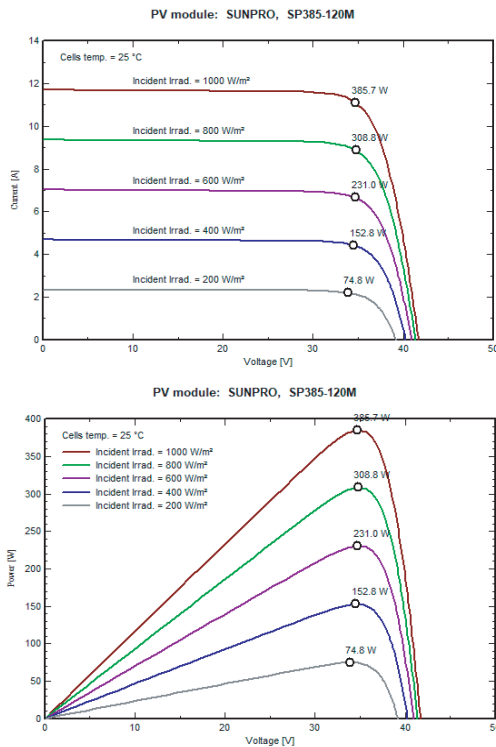
(Irradiance 800W/m², Ambient Temperature 20°C, AM 1.5, Wind Speed 1m/s)

Typical type	360W	365W	370W	375W	380W	385W	390W
Max power(Pmax)	292.7	296.8	300.7	304.9	308.8	313.3	317.0
Max power voltage(Vmp)	34.70	34.80	34.90	35.00	35.10	35.30	35.40
Max power current(Impp)	8.43	8.53	8.61	8.71	8.80	8.88	8.96
Open circuit voltage(Voc)	41.40	41.50	41.60	41.70	41.80	41.90	42.00
Short circuit current(Isc)	8.92	9.02	9.11	9.20	9.30	9.35	9.43

Mechanical Data

Dimensions	1755x1038x35mm
Weight	19.5 kg
Glass	3.2mm tempered glass
Output cables	4mm ² , symmetrical lengths 1100mm
Connectors	MC4 compatible IP68
Cell type	Mono-Crystalline PERC, 9BB, 166x83mm
Number of cells	120 cells (Half-Cell)

I-V CHARACTERISTICS AT DIFFERENT IRRADIATION



Temperature Characteristics

Temp.Coeff.of Isc(TK Isc)	0.046%/°C
Temp.Coeff.of Voc(TK Voc)	-0.26%/°C
Temp.Coeff.of Pmax(TK Pmax)	-0.35%/°C
Operating temperature	-40~+85°C
Normal operating cell temperature	45±2°C

Packing Configuration

Container	40'HQ
Pieces per pallet	66
Pallets per container	13
Pieces per container	858

Tests, Certifications and Warranties

Standard tests	IEC 61215, IEC 61730, IEC 61701, IEC 62716, PPP 58042
System certs	ISO 9001, ISO14001, ISO45001
Certifications	TUV, CE, WEEE, INMETRO FIRE CERTIFICATE C1
Extreme wind and snow loads testing	Withstand extreme wind(2400 Pascal) and snow loads(5400 Pascal)
Power tolerance	0~+3%
Junction box	IP 68
Warranties	12 years product warranty and 25 years 84.8% of power