

40 CDI - PROTECTED DECORATIVE ENCLOSURES - IP40

TECHNICAL CHARACTERISTICS

Standard: IEC EN 606070-1 (CEI 23-48); IEC EN 60670-24 (CEI 23-49) (*)

Degree of protection: IP40 even with open door

Protection against indirect contact: double insulation - □ (+)

Installation temperature: max. +60°C; min. -15°C

Rated voltage: 400V

Rated insulation voltage: 750V

Rated current: 125A

Material: GW PLAST technopolymer, halogen-free in accordance with EN 60754-2 (CEI EN 50267-2-2)

Impact resistance: IK 08

Heat resistance: thermo-pressure with ball 70°C

Resistance to abnormal heat and fire: Glow wire test 650°C

Applications: for brickwork walls

(+) Complete insulation, in accordance with EN 61140 Standard.

Note: IP40 even with open door guaranteed thanks to flush-mounting wall installation, using devices of at least IP40 and the module masks supplied.

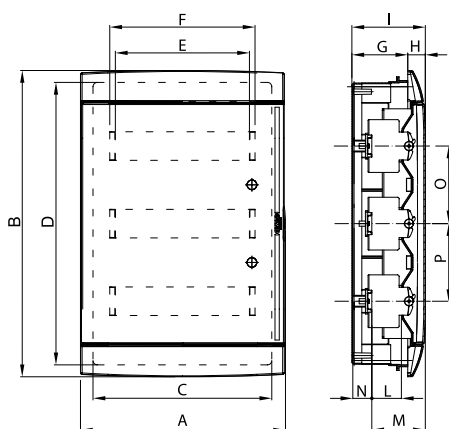
(*) Enclosure type: GP (CEI 23-51) and PD

BEHAVIOUR WITH CHEMICAL AND ATMOSPHERIC AGENTS

Saline solution	Acids		Bases		Solvents				Mineral oil	UV rays
	Concentrated	Diluted	Concentrated	Diluted	Hexane	Benzol	Acetone	Ethyl alcohol		
Resistant	Not resistant	Limited resistance	Not resistant	Limited resistance	Resistant	Not resistant	Not resistant	Limited resistance	Limited resistance	Limited resistance

Dimension tables

ENCLOSURES



Mod.	Complete enclosure	Front cover	Overall dimensions				Modular assembly						Fixing			
			A	B	H	I	L	M	N	O	P	E	F	C	D	G
4M	GW 40 237 TB	GW 41 237 TB GW 41 237 TN GW 41 237 VT GW 40 237 VA GW 40 237 VT	146	165	23	108	50	90	17	-	-	70	83	115	142	85
	GW 40 287 TB															
	GW 40 237 TN															
	GW 40 237 VA															
	GW 40 237 VT															
8M	GW 40 225 TB	GW 41 225 TB GW 41 225 TN GW 41 225 VT GW 40 225 VA GW 40 225 VT	248	195	26	107	50	85	20	-	-	144	153	209	174	81
	GW 40 285 TB															
	GW 40 225 TN															
	GW 40 225 VA															
	GW 40 225 VT															
12M	GW 40 229 TB	GW 41 229 TB GW 41 229 TN GW 41 229 VT GW 40 229 VA GW 40 289 TB	328	218	25	106	47	85	18	-	-	216	234	293	189	81
	GW 40 229 TN															
	GW 40 229 VA															
	GW 40 229 VT															
	GW 40 289 TB															
24M	GW 40 233 TB	GW 41 233 TB GW 41 233 TN GW 41 233 VT GW 40 233 VA GW 40 293 TB	328	338	28	108	49	86	20	125	-	216	234	294	310	80
	GW 40 233 TN															
	GW 40 233 VA															
	GW 40 233 VT															
	GW 40 293 TB															
36M	GW 40 239 TB	GW 41 239 TB GW 41 239 TN GW 41 239 VT GW 40 239 VA GW 40 299 TB	328	493	28	118	49	86	30	125	125	216	234	294	461	90
	GW 40 239 TN															
	GW 40 239 VA															
	GW 40 239 VT															
	GW 40 299 TB															

40 CDi - MODULAR PROTECTED ENCLOSURES AND DISTRIBUTION BOARDS - IP40

TECHNICAL CHARACTERISTICS

Standard: IEC EN 60670-1 (CEI 23-48); IEC EN 60670-24 (CEI 23-49) (*).
 Suitable for assemblies in compliance with IEC EN 61439-1 and IEC EN 61439-3
 Degree of protection: IP40
 Protection against indirect contact: double insulation - (*)
 Installation temperature: max. +60°C; min. -15°C
 Rated voltage: 400V
 Rated insulation voltage: 750V
 Rated current: 125A

Material: technopolymer GW PLAST.
 Enclosures predisposed for terminal blocks: halogen-free in accordance with EN 60754-2 (CEI EN 50267-2-2)
 Impact resistance: IK 08
 Heat resistance: thermo-pressure with ball 70°C
 Resistance to abnormal heat and fire: Glow wire test 650°C
 Applications: for brickwork walls
 Use: indoor

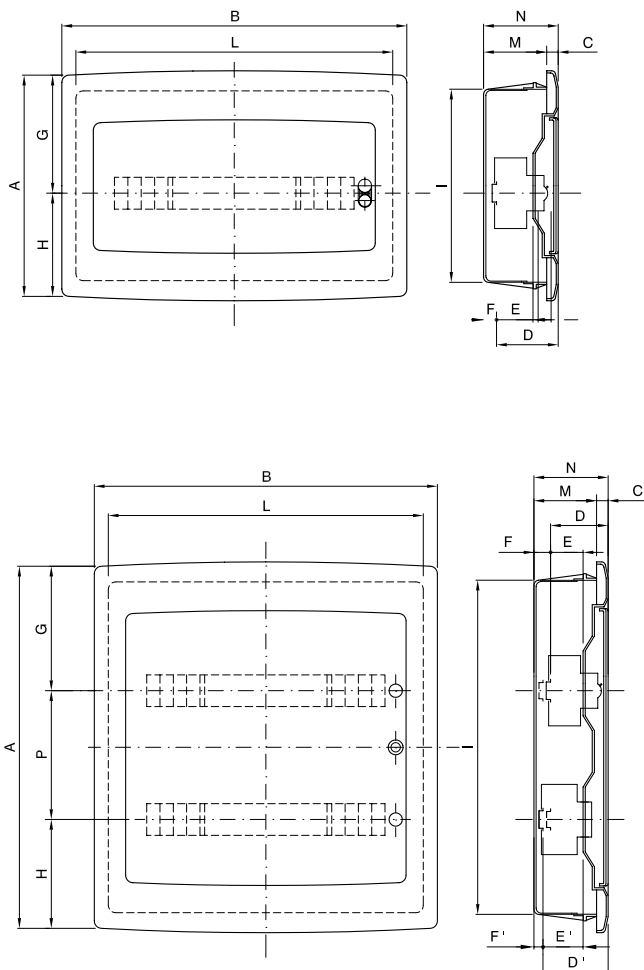
(*) Complete insulation, in accordance with EN 61140 Standard.
 (*) Enclosure type: GP (CEI 23-51) and PD

BEHAVIOUR WITH CHEMICAL AND ATMOSPHERIC AGENTS

Saline solution	Acids		Bases		Solvents				Mineral oil	UV rays
	Concentrated	Diluted	Concentrated	Diluted	Hexane	Benzol	Acetone	Ethyl alcohol		
Resistant	Not resistant	Limited resistance	Not resistant	Limited resistance	Resistant	Not resistant	Not resistant	Limited resistance	Limited resistance	Limited resistance

Dimension tables

ENCLOSURES AND DISTRIBUTION BOARDS



	Code	Overall dimensions				Modular assembly				Fixing			
		A	B	C	N	D	E	F	G	H	I	L	M
2M	GW 40 601	160	83	8	82	-	48	16	80	80	129	55	74
4M	GW 40 602	160	120	12	97	75	48	14	80	80	138	111	85
	GW 40 882												
6M	GW 40 603	170	200	12	97	75	48	14	90	80	138	165	85
	GW 40 883												
8M	GW 40 604	193	240	12	97	75	48	14	105	90	162	200	85
	GW 40 604 BS												
	GW 40 884												
	GW 40 884 BS												
12M	GW 40 605	270	330	16	101	75	48	17	148	122	230	290	85
	GW 40 605 BS												
	GW 40 885												
	GW 40 885 BS												
18M	GW 40 608	310	465	16	101	75	48	17	165	145	260	427	85
	GW 40 608 BS												
	GW 40 888												
	GW 40 888 BS												

	Code	Overall dimensions				Modular assembly						Fixing					
		A	B	C	N	D	E	F	G	H	P	D'	E'	F'	I	L	M
24M	GW 40 606	420	330	16	101	75	48	17	148	122	150	-	-	-	380	290	85
	GW 40 606 BS																
	GW 40 606 BD																
	GW 40 886																
	GW 40 886 BS																
36M	GW 40 609	505	465	16	101	75	48	17	175	155	175	-	-	-	465	427	85
	GW 40 609 BS																
	GW 40 609 BD																
	GW 40 889																
	GW 40 889 BS																
54M	GW 40 610	680	465	25	120	75	48	37	175	155	175	101	74	11	630	415	95
	GW 40 610 BS																
	GW 40 610 BT																
	GW 40 890																
	GW 40 890 BS																
72M	GW 40 611	880	465	25	120	75	48	37	175	155	175	101	74	11	805	415	95
	GW 40 611 BS																
	GW 40 611 BQ																
	GW 40 891																
	GW 40 891 BS																

40 CDi - PROTECTED ENCLOSURES - IP40

TECHNICAL CHARACTERISTICS

Standard: IEC 60670-1; IEC 60670-24; EN 60670-1; EN 60670-24

Degree of protection: IP40

Protection against indirect contact: double insulation - □(•)

Installation temperature: max. +60°C; min. -15°C

Rated voltage: 400V

Rated insulation voltage: 750V

Rated current: 125A

Material: GW PLAST technopolymer, halogen-free in accordance with EN 60754-2 (CEI EN 50267-2-2)

Impact resistance: IK 08

Heat resistance: thermo-pressure with ball 70°C

Resistance to abnormal heat and fire: Glow wire test 650°C

Applications: for brickwork walls

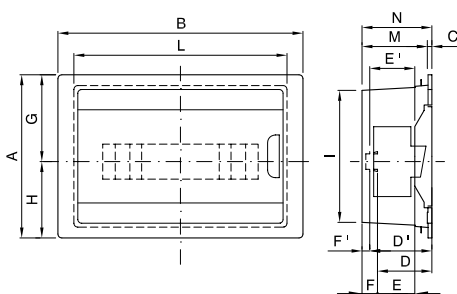
(•) Complete insulation, in accordance with EN 61140 Standard.

BEHAVIOUR WITH CHEMICAL AND ATMOSPHERIC AGENTS

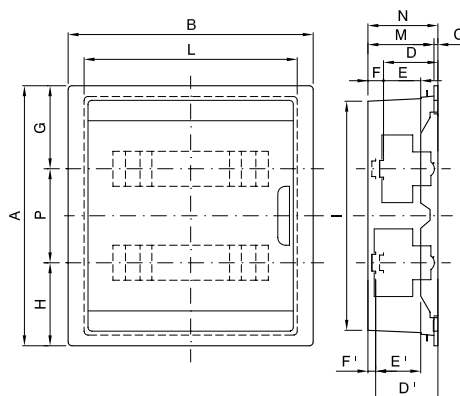
Saline solution	Acids		Bases		Solvents				Mineral oil	UV rays
	Concentrated	Diluted	Concentrated	Diluted	Hexane	Benzol	Acetone	Ethyl alcohol		
Resistant	Not resistant	Resistant	Not resistant	Limited resistance	Resistant	Not resistant	Not resistant	Limited resistance	Limited resistance	Limited resistance

Dimension tables

ENCLOSURES



	Code	Overall dimensions				Modular assembly									Box overall dimensions		
		A	B	C	N	D	E	F	G	H	D'	E'	F'	I	L	M	
8M	GW 40 655	195	236	8	97	73	49	18	104.5	90.5	81.5	57.5	9.5	162	199.5	89	
12M	GW 40 657	217	326	8	97	73	49	18	115.5	101.5	81.5	57.5	9.5	178	283.5	89	



	Code	Overall dimensions				Modular assembly									Box overall dimensions		
		A	B	C	N	D	E	F	G	H	P	D'	E'	F'	I	L	M
24M	GW 40 659	346	326	8	97	73	49	18	110.5	110.5	125	81.5	57.5	9.5	309	284.5	89
36M	GW 40 661	396	453	15	110	73	49	31	123	123	150	81.5	57.5	22.5	349	402	95

For technical information contact the Technical Assistance Service or visit gewiss.com

48 PTC - MODULAR WATERTIGHT ENCLOSURES AND BOARDS - IP55

TECHNICAL CHARACTERISTICS

Standard: IEC EN 606070-1 (CEI 23-48); IEC EN 60670-24 (CEI 23-49) (*)	Material: GW PLAST technopolymer, halogen-free in accordance with EN 60754-2 (CEI EN 50267-2-2)
Degree of protection: IP55	Impact resistance: IK 08
Protection against indirect contact: double insulation - □ (•)	Heat resistance: thermo-pressure with ball 70°C
Installation temperature: max. +60°C; min. -15°C	Resistance to abnormal heat and fire: Glow wire test 650°C
Rated voltage: 400V	Applications: for brickwork walls
Rated insulation voltage: 750V	
Rated current: 125A	

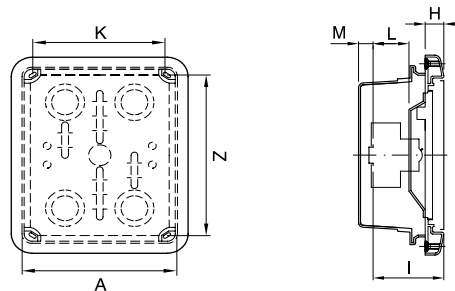
(•) Complete insulation, in accordance with EN 61140 Standard.
 (*) Enclosure type: GP (CEI 23-51) and PD

BEHAVIOUR WITH CHEMICAL AND ATMOSPHERIC AGENTS

Saline solution	Acids		Bases		Solvents				Mineral oil	UV rays
	Concentrated	Diluted	Concentrated	Diluted	Hexane	Benzol	Acetone	Ethyl alcohol		
Resistant	Not resistant	Limited resistance	Not resistant	Limited resistance	Resistant	Not resistant	Not resistant	Limited resistance	Limited resistance	Limited resistance

Dimension tables

FLUSH-MOUNTING MODULAR SYSTEM IP55



	Code	Box			Front			
		A	K	Z	H	I	L	M
6M	GW 48 681	138	120	154	27.5	75	47	13
12M	GW 48 682	308	145	154	28	75	47	13
4M	GW 48 686	398	145	154	27.5	75	47	13

40 CDi - PROTECTED ENCLOSURES FOR PLASTERBOARD WALLS - IP40

TECHNICAL CHARACTERISTICS

Standard: IEC EN 60670-1 (CEI 23-48); IEC EN 60670-24 (CEI 23-49) (*)	Rated current: 125A
Degree of protection: IP40	Material: door and frame in metal, cover in GW PLAST technopolymer
Protection against indirect contact: double insulation - □ (+)	Impact resistance: IK 08
Installation temperature: max. +60°C; min. -15°C	Heat resistance: thermo-pressure with ball 70°C
Rated voltage: 400V	Resistance to abnormal heat and fire: Glow wire test 850°C
Rated insulation voltage: 750V	Applications: for brickwork walls

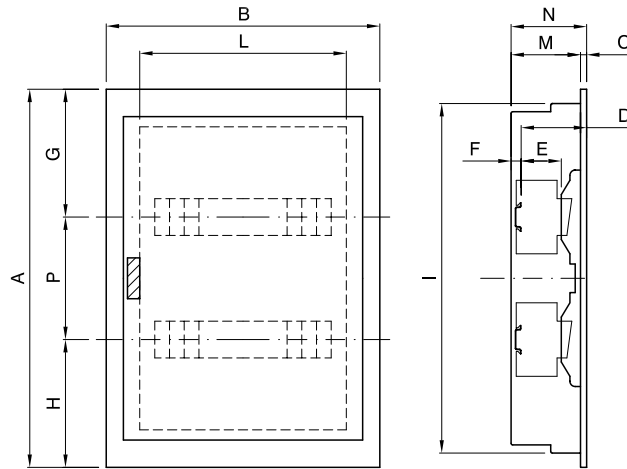
(+) Complete insulation, in accordance with EN 61140 Standard.
 Note: Enclosure type H in accordance to EN60670-1 and type Ha in accordance to IEC60670-1
 (*) Enclosure type: GP (CEI 23-51) and PD

BEHAVIOUR WITH CHEMICAL AND ATMOSPHERIC AGENTS

Saline solution	Acids		Bases		Solvents				Mineral oil	UV rays
	Concentrated	Diluted	Concentrated	Diluted	Hexane	Benzol	Acetone	Ethyl alcohol		
Limited resistance	Limited resistance	Limited resistance	Not resistant	Not resistant	Resistant	Limited resistance	Not resistant	Resistant	Resistant	Resistant

Dimension tables

ENCLOSURES



	Code	Overall dimensions			Modular assembly							Fixing		
		A	B	C	N	D	E	F	G	H	P	I	L	M
12M	GW 40 161	338	335	7.5	92.5	76	48	16.5	188	150	125	303	298	85
24M	GW 40 162	463	335	7.5	92.5	76	48	16.5	188	150	125	428	298	85
36M	GW 40 163	588	335	7.5	92.5	76	48	16.5	188	150	125	553	298	85
48M	GW 40 164	713	335	7.5	92.5	76	48	16.5	188	150	125	678	298	85