

Mono

380W MBB Bifacial Mono PERC Half-cell Double Glass Module JAM66D10 360-380/MB/1500V Series

Introduction

Assembled with MBB bifacial PERCIUM cells and half-cell configuration, these double glass modules have the capability of converting the incident light from the rear side together with the front side into electricity, providing higher output power, lower temperature coefficient, less shading loss, as well as enhanced tolerance for mechanical loading.



Higher output power



More reliable, more stable
power generation



Less shading effect

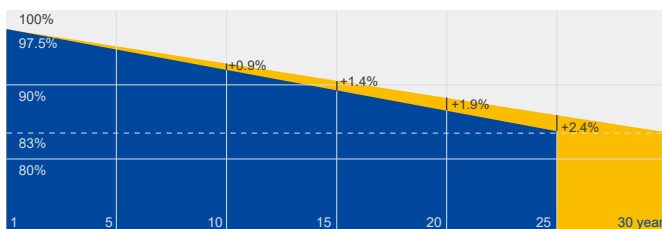


Lower temperature coefficient

Superior Warranty

- 12-year product warranty
- 30-year linear power output warranty

0.5% Annual Degradation
Over 30 years



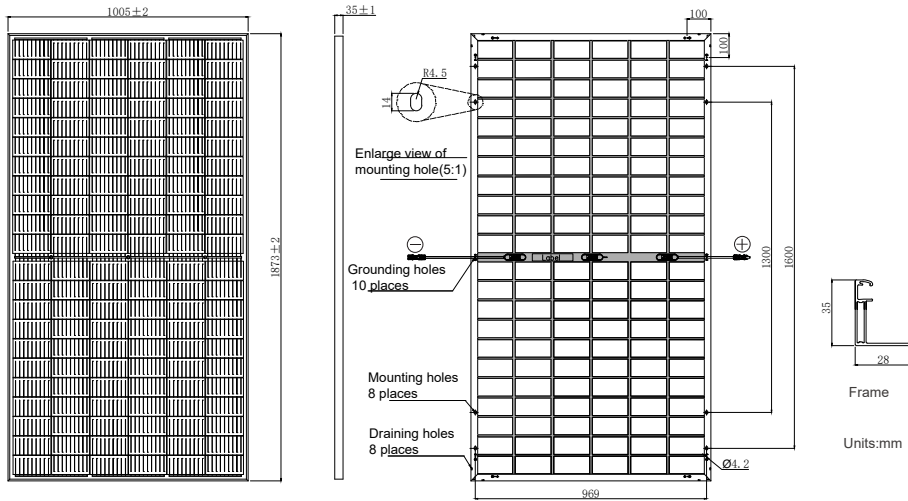
■ Additional Value From 30-Year Warranty ■ JA Standard

Comprehensive Certificates

- IEC 61215, IEC 61730
- ISO 9001: 2015 Quality management systems
- ISO 14001: 2015 Environmental management systems
- OHSAS 18001: 2007 Occupational health and safety management systems



MECHANICAL DIAGRAMS



SPECIFICATIONS

Cell	Mono
Weight	24.5kg±3%
Dimensions	1873±2mm×1005±2mm×35±1mm
Cable Cross Section Size	4mm ²
No. of cells	132(6×22)
Connector	Genuine MC4-EVO2 QC4.10-35/45
Country of Manufacturer	China/Vietnam
Cable Length (Including Connector)	Portrait:300mm(+)/400mm(-); Landscape:1000mm(+)/1000mm(-)
Front Glass/Back Glass	2.0mm/2.0mm

Remark: customized frame color and cable length available upon request

ELECTRICAL PARAMETERS AT STC

TYPE	JAM66D10 -360/MB/1500V	JAM66D10 -365/MB/1500V	JAM66D10 -370/MB/1500V	JAM66D10 -375/MB/1500V	JAM66D10 -380/MB/1500V
Rated Maximum Power(Pmax) [W]	360	365	370	375	380
Open Circuit Voltage(Voc) [V]	44.66	44.90	45.15	45.38	45.62
Maximum Power Voltage(Vmp) [V]	37.04	37.33	37.61	37.88	38.20
Short Circuit Current(Isc) [A]	10.24	10.29	10.35	10.41	10.47
Maximum Power Current(Imp) [A]	9.72	9.78	9.84	9.90	9.95
Module Efficiency [%]	19.1	19.4	19.7	19.9	20.2
Power Tolerance	0~+5W				
Temperature Coefficient of Isc(α _{Isc})	+0.044%/°C				
Temperature Coefficient of Voc(β _{Voc})	-0.272%/°C				
Temperature Coefficient of Pmax(γ _{Pmp})	-0.354%/°C				
STC	Irradiance 1000W/m ² , cell temperature 25°C, AM1.5G				

Remark: Electrical data in this catalog do not refer to a single module and they are not part of the offer. They only serve for comparison among different module types.
Measurement tolerance at STC: Pmax ±3%, Voc ±2% and Isc ±4%
*Bifaciality=Pmax, rear/Rated Pmax, front

ELECTRICAL CHARACTERISTICS WITH DIFFERENT REAR SIDE POWER GAIN(REFERENCE TO 370W FRONT)

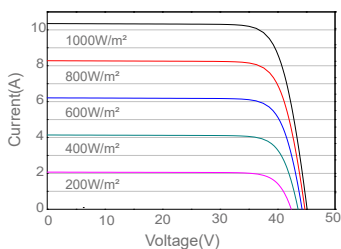
	5%	10%	15%	20%	25%
Backside Power Gain	5%	10%	15%	20%	25%
Rated Max Power(Pmax) [W]	389	407	426	444	463
Open Circuit Voltage(Voc) [V]	45.15	45.15	45.15	45.25	45.25
Max Power Voltage(Vmp) [V]	37.60	37.60	37.60	37.70	37.70
Short Circuit Current(Isc) [A]	10.87	11.39	11.90	12.42	12.94
Max Power Current(Imp) [A]	10.33	10.82	11.32	11.81	12.30

OPERATING CONDITIONS

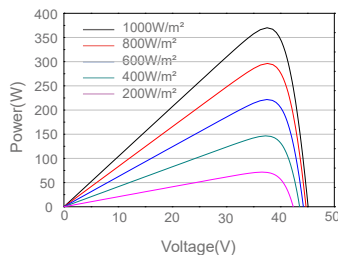
Maximum System Voltage	1500V DC(IEC)
Operating Temperature	-40°C~+85°C
Maximum Series Fuse	20A
Maximum Static Load, Front Maximum Static Load, Back	3600Pa, 1.5 1600Pa, 1.5
NOCT	45±2°C
Bifaciality*	70%±10%

CHARACTERISTICS

Current-Voltage Curve JAM66D10-370/MB/1500V



Power-Voltage Curve JAM66D10-370/MB/1500V



Current-Voltage Curve JAM66D10-370/MB/1500V

