

Mono

390W MBB Half-Cell Black Module

JAM60S21 365-390/MR/1000V Series

Introduction

Assembled with multi-busbar PERC cells, the half-cell configuration of the modules offers the advantages of higher power output, better temperature-dependent performance, reduced shading effect on the energy generation, lower risk of hot spot, as well as enhanced tolerance for mechanical loading.



Higher output power



Lower LCOE



Less shading and lower resistive loss

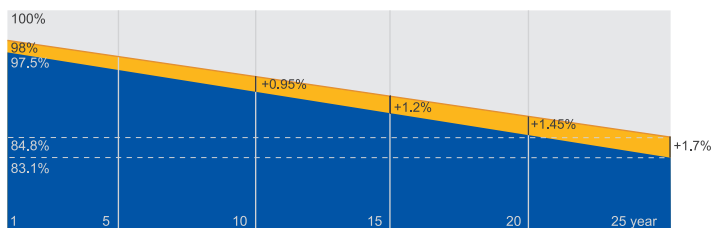


Better mechanical loading tolerance

Superior Warranty

- 12-year product warranty
- 25-year linear power output warranty

0.55% Annual Degradation
Over 25 years



■ New linear power warranty ■ Standard module linear power warranty

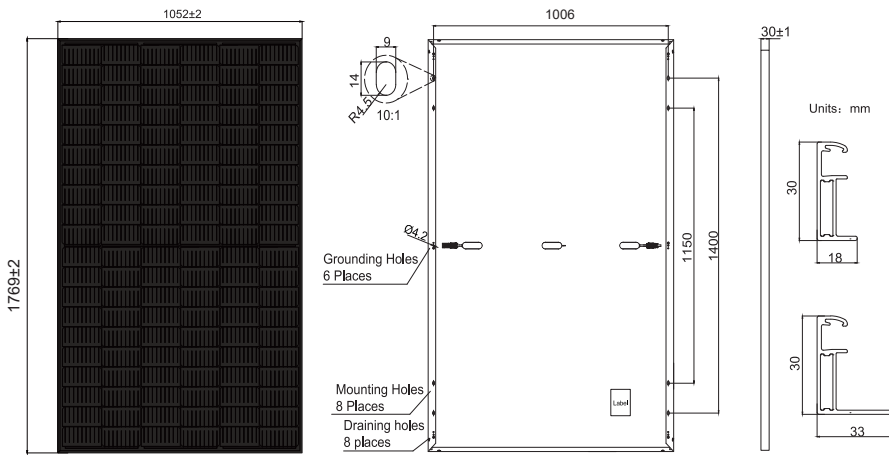
Comprehensive Certificates

- IEC 61215, IEC 61730
- ISO 9001: 2015 Quality management systems
- ISO 14001: 2015 Environmental management systems
- ISO 45001: 2018 Occupational health and safety management systems



MECHANICAL DIAGRAMS

SPECIFICATIONS



Remark: customized frame color and cable length available upon request

Cell	Mono
Weight	18.8kg or 20.2kg
Dimensions	1769±2mm×1052±2mm×30±1mm
Cable Cross Section Size	4mm ² (IEC)
No. of cells	120(6×20)
Junction Box	IP68, 3 diodes
Connector	Stäubli MC4 QC Solar QC 4.10
Cable Length (Including Connector)	Portrait:300mm(+)/400mm(-); Landscape:1000mm(+)/1000mm(-)
Country of Manufacturer	China/Vietnam
Front Glass	2.8mm or 3.2mm

ELECTRICAL PARAMETERS AT STC

TYPE	JAM60S21 -365/MR/1000V	JAM60S21 -370/MR/1000V	JAM60S21 -375/MR/1000V	JAM60S21 -380/MR/1000V	JAM60S21 -385/MR/1000V	JAM60S21 -390/MR/1000V
Rated Maximum Power(Pmax) [W]	365	370	375	380	385	390
Open Circuit Voltage(Voc) [V]	41.13	41.30	41.45	41.62	41.78	41.94
Maximum Power Voltage(Vmp) [V]	33.96	34.23	34.50	34.77	35.04	35.33
Short Circuit Current(Isc) [A]	11.30	11.35	11.41	11.47	11.53	11.58
Maximum Power Current(Imp) [A]	10.75	10.81	10.87	10.93	10.99	11.04
Module Efficiency [%]	19.6	19.9	20.2	20.4	20.7	21.0
Power Tolerance	0~+5W					
Temperature Coefficient of Isc(α _{Isc})	+0.044%/°C					
Temperature Coefficient of Voc(β _{Voc})	-0.272%/°C					
Temperature Coefficient of Pmax(γ _{Pmp})	-0.350%/°C					
STC	Irradiance 1000W/m ² , cell temperature 25°C, AM1.5G					

Remark: Electrical data in this catalog do not refer to a single module and they are not part of the offer.They only serve for comparison among different module types.
Measurement tolerance at STC: Pmax ±3 %, Voc ±3% and Isc ±4%.

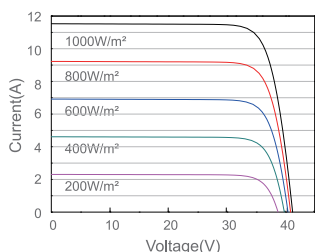
ELECTRICAL PARAMETERS AT NOCT

OPERATING CONDITIONS

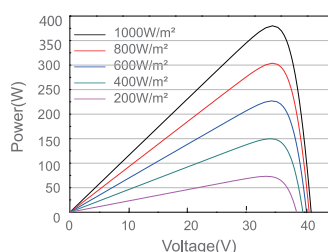
TYPE	JAM60S21-365 /MR/1000V	JAM60S21-370 /MR/1000V	JAM60S21-375 /MR/1000V	JAM60S21-380 /MR/1000V	JAM60S21-385 /MR/1000V	JAM60S21-390 /MR/1000V
Rated Max Power(Pmax) [W]	276	280	284	287	291	295
Open Circuit Voltage(Voc) [V]	38.41	38.65	38.89	39.14	39.38	39.63
Max Power Voltage(Vmp) [V]	32.05	32.30	32.55	32.72	32.96	33.20
Short Circuit Current(Isc) [A]	9.15	9.20	9.25	9.30	9.35	9.40
Max Power Current(Imp) [A]	8.61	8.66	8.71	8.78	8.83	8.88
NOCT	Irradiance 800W/m ² , ambient temperature 20°C, wind speed 1m/s, AM1.5G					
Maximum System Voltage	1000V DC					
Operating Temperature	-40°C~+85°C					
Maximum Series Fuse	20A					
Maximum Static Load,Front	3600Pa, 1.5					
Maximum Static Load,Back	1600Pa, 1.5					
NOCT	45±2°C					
Safety Class	Class II					
Fire Safety Class	Class C					

CHARACTERISTICS

Current-Voltage Curve JAM60S21-380/MR/1000V



Power-Voltage Curve JAM60S21-380/MR/1000V



Current-Voltage Curve JAM60S21-380/MR/1000V

