

GP05122F

PN: BTVACEUOBTO2FCW01B
EAN: 6422956013691

Specifications

Battery Model	GP05122F
Voltage	12V
Power (1,65V/cell@15 min)	20.12W/cell
Type	Valve regulated lead-acid (VRLA), 6 cell, absorbent glass mat (AGM) - maintenance free
Designed Floating Life	Up to 5 years (25°C)
Nominal Operating Temp. Range	25°C ± 3°C
Terminal	F2(T2)
Construction	
Container & Cover	ABS
Safety valve	Rubber
Terminal	Copper
Internal Resistance	Full charged at 25°C ≤ 31mΩ
Self Discharge (20°C)	2% of capacity declined per month
Capacity affected by temperature	
40°C	103%
25°C	100%
0°C	86%
Charge Voltage (25°C)	
Cycle use	14.4V - 15.0V (-30mV/°C), max. Current: 1.35A
Float use	13.5V - 13.8V (-20mV/°C)
Internal resistance	31mΩ
Physical	
Without Terminal	90 x 70 x 101 mm
With Terminal	90 x 70 x 107 mm
Product Weight	1.45 Kg



Completely
sealed and
maintenance-free



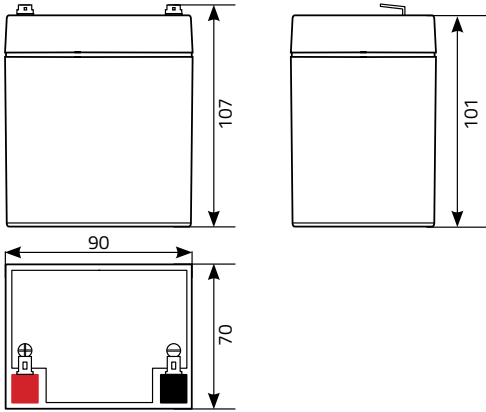
Excellent
charging and
re-charging



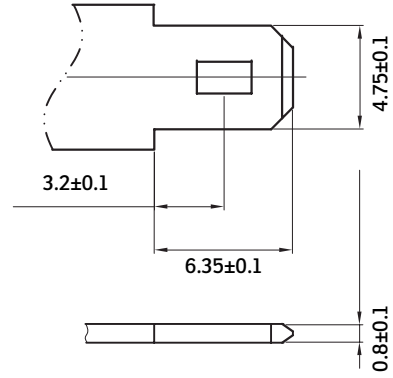
Floating &
standby use:
5 years

- Small size battery
- Excellent charging and re-charging
- Stable and reliable for long-term
- Low self-discharge
- Floating & standby use: up to 5 years
- More than 260 cycles at 100% DOD
- Multiple Application: Alarm and Security Systems, Cable Television, Communication Equipment, Power Tools, Control Equipment, Medical Equipment, UPS, Toys

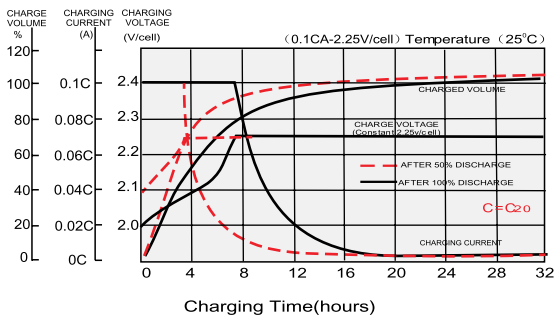
Dimensions (mm)



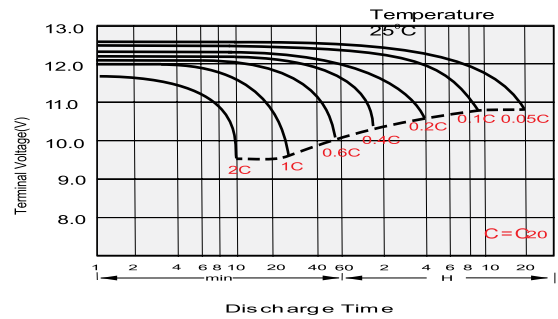
F2(T2) Terminal Dimensions (mm)



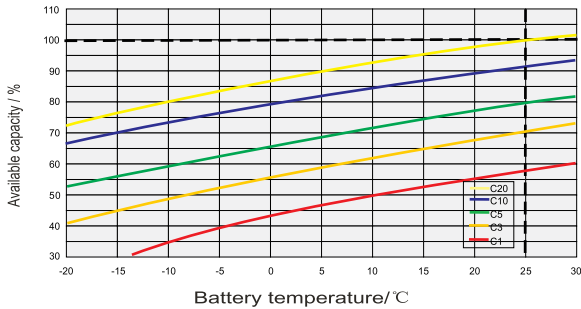
Float Charging Characteristics



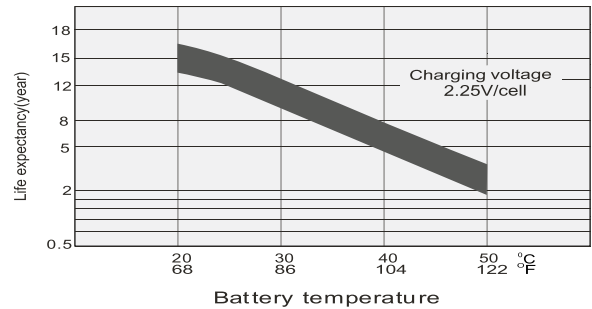
Discharge Characteristics



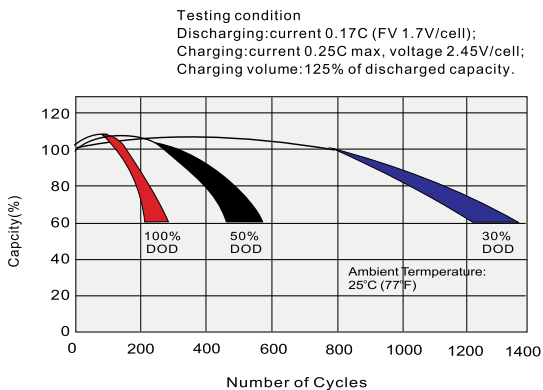
Temperature Effects in Relation to Battery Capacity



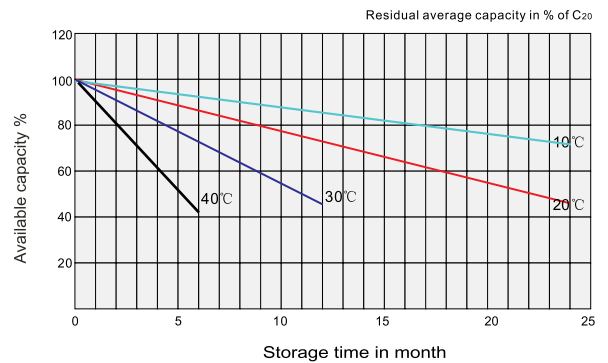
Effect of Temperature on Long Term Float Life



Cycle Life in Relation to Depth of Discharge



General Relation of Capacity VS. Storage Time





Constant Current Discharge Characteristics (A), 25°C

F.V/Ti	5min	10min	15min	30min	1Hr	3Hr	5Hr	10Hr	20Hr
1.80V/cell	16.3	12.23	9.46	5.91	3.45	1.42	0.866	0.465	0.248
1.75V/cell	17.6	13.24	9.66	6.04	3.55	1.45	0.877	0.469	0.250
1.70V/cell	18.9	13.74	9.73	6.11	3.57	1.47	0.887	0.473	0.252
1.65V/cell	19.3	13.79	9.88	6.17	3.61	1.49	0.893	0.477	0.254
1.60V/cell	19.4	13.82	9.95	6.21	3.64	1.50	0.899	0.479	0.255






Constant Wattage Discharge Characteristics (W), 25°C

F.V/Ti	5min	10min	15min	30min	1Hr	3Hr	5Hr	10Hr	20Hr
1.80V/cell	29.32	24.19	18.46	11.63	7.06	2.92	1.851	0.942	0.512
1.75V/cell	33.13	25.95	19.45	11.93	7.25	2.95	1.871	0.949	0.515
1.70V/cell	35.34	27.02	19.85	12.10	7.31	2.97	1.891	0.958	0.517
1.65V/cell	36.42	27.36	20.12	12.18	7.35	3.00	1.900	0.964	0.519
1.60V/cell	37.07	27.60	20.18	12.25	7.38	3.02	1.910	0.967	0.520



Logistics

-  Carton Box Size 370 x 190 x 130 mm
-  Pieces in the Carton Box 10 pcs / ctn
-  Net & Gross weight / CTN N.W. / G.W.: 14.5 kg / 14.7 kg

